




Outlook^{plus}™

FULL-STRENGTH bathware line.
Engineered for **every stage of life**.
ADDENDUM PRICE LIST USA

EFFECTIVE DATE **JANUARY 1, 2013**

EFFECTIVE JANUARY 1, 2013



Outlook^{plus}

Table of Contents

BUILT TO PERFORM	2
HOW TO USE THIS BOOK	6

CODE COMPLIANT SERIES

REFERENCE GUIDE: CODE COMPLIANT SERIES	14
SUMMARY: CODE COMPLIANT SERIES	15

CODE COMPLIANT TUB SHOWER UNIT

OPTS-6032	141309	16
-----------	--------	----

CODE COMPLIANT SHOWER UNITS

OPS-6036-RS	141336	19
OPS-6036	141294	22
OPS-6030-RS	141329	25
OPS-6030	141287	28
OPS-3636-RS	141321	31
OPS-3636	141271	35

GENERATION + SERIES

REFERENCE GUIDE : GENERATION + SERIES	43
SUMMARY : GENERATION + SERIES	44

GENERATION + TUB SHOWER UNIT

OPTS-6032G-2P	141302	45
---------------	--------	----

GENERATION + SHOWER UNITS

OPS-6034G	141301	48
OPS-5634G	141286	51
OPS-4836G	141285	54
OPS-3636G	141284	57

RECOMMENDED DOORS	60
--------------------------	-----------

ACCESSORIES

ACCESSORIES	62
--------------------	-----------

TECHNICAL DRAWINGS

CODE COMPLIANT DRAWINGS	66
GENERATION + DRAWINGS	74

GENERAL INFORMATION

COLOR CHART AND MAINTENANCE	80
TERMS, CONDITIONS AND WARRANTIES	81
TECHNICAL SERVICES	83
NUMERIC INDEX	96

“My reputation is the quality of work I do
and my reliability to my customers.”



“My consumers are looking for
higher styles and designs.”

“Help make me different,
so consumers see me different.”

YOU DEMAND NOTHING BUT THE BEST.

SO DO WE.

**Your credibility is on the line every day,
at every installation. Ours is too.**

We haven't earned the trust of the trade for more than 40 years by cutting corners. We specialize in building high-performance, long-lasting bathware that has a history of satisfying even the most demanding contractor, as well as their customers.

Getting it right the first time is just how we work, and it pays off for you — with reduced callbacks and efficient installations. Now as a part of MAAX, AKER is even better equipped to continue its heritage. Industry-leading manufacturing standards, a damage-free promise, and the [best customer service practices](#) in the industry — that's our [Full-Strength](#) approach, and it's the only way we do business. When our customers demand nothing but the best, so do we.



Made and supported in the USA.

With state-of-the-art production plants in Indiana, Georgia and West Virginia, AKER by MAAX has proudly made its products in the USA since 1967. Our vast distribution network ensures the industry's fastest lead times, and our automated production and coating technology assures precise and consistent quality. Plus, our USA-based customer service is just one more way we fulfill our mission to offer the best support while making it [easy to do business with us](#).

AKER'S NEW OUTLOOK *plus* SERIES SIMPLIFIES LIFE FOR EVERYONE.



ACCESSIBILITY CODE COMPLIANT SERIES

Our code compliant models meet **major accessibility building codes**, including ADA and ANSI when fully equipped and installed according to guidelines. These showers and tub showers provide **accessibility** and **optimal safety** today and tomorrow. For example, each unit has reinforced walls, in accordance with the accessibility requirements of the Fair Housing Act, to offer versatility in grab bar and seat placement when not factory installed. Code-specific option packages for seats and grab bars make choosing the right unit a snap.



GENERATION+ SERIES

Our **GENERATION+** models appeal to a broad base of ages and abilities to allow **graceful adaptation through the years** – from preening parent to active adult. We apply our design innovation to universal **user-friendliness and comfort** for ultimate peace of mind. Stylish accessories and built-in features let you adapt for lifestyles from cradle to cane.



AKER FULL-STRENGTH APPROACH.

AKER customers are **our partners in success**. We've developed service and support programs to facilitate and enhance this business relationship, saving your time and money and helping you grow with us. **AKER helps you enter new market niches, up-sell, increase your profit margins and enhance your business reputation.**

AKER tips

- ✓ AKER Sales Representatives are available for wholesaler's plumber presentations and training. [Make the most out of the line.](#)

AKER ships

- ✓ Consistent, reliable delivery.
[No more costly delays or rescheduling.](#)

AKER assists


- ✓ Problem-solving by phone, fax, e-mail, or in person on site. Quick solutions so you can stay on schedule. [Call your local AKER representative.](#)

Easy one-stop shopping

- ✓ From a full line of products that will simplify and [speed up your work.](#)

Quality sales support material

- ✓ Attractive and functional [sales and marketing support material](#). Full line catalog, product and builder specs available at www.AKERbymaax.com



Certification

All AKER Outlook [plus](#) Code Compliant models are truly tested and meet major accessibility building codes when fully equipped and installed according to guidelines.

ANSI-ICC A117.1, ADA Standards for Accessible Design, 521 CMR (Massachusetts), FHA, CSA B45.5-11 / IAPMO Z124-2011, HUD UM 73a, ASTM F-462

Warranty

AKER stands behind its products with industry-leading warranties against structural, surface and cosmetic defects. [Gelcoat units are covered for 5 years.](#)

For full warranty details, please refer to warranty section.

HOW TO USE THIS BOOK.

The Outlook *plus* price list is here to help you **understand our products** and **easily order them**. We are dedicated to providing you with the **best tools possible**.

Inside, you will find information on models, pricing, summary tables, warranties and technical informations. In order to help you navigate through the price list, follow these guidelines on how to use this book to its full potential. Do not hesitate to contact your AKER Sales Representative or Customer Service agent if you have any questions.

PRODUCT CLASSIFICATION

Accessibility Code Compliant Series

All AKER **code compliant models** meet major accessibility building codes and come in industry-standard dimensions. Our instinctive ordering codes allow you to choose from a base model, a partial or a fully compliant package. Tub shower and shower units are listed by sizes (largest to smallest). Select the model, the size, the skirt height and the configuration package that correspond to your project need.

Generation+ Series

Generation+ models offer versatility in grab-bar and seat placement now or in the future. AKER's vast selection of grab bars, seats and accessories allow graceful adaptation through the years.

Tub shower and shower units are listed by sizes (largest to smallest). Each product is listed has a base model to which you can add the different options and accessories available to customize the unit as required.

Dimensions

Both interior & exterior dimensions listed in the Summary table & Reference guide are approximate (dimensions listed in Reference guide are interior). For exact interior and exterior dimensions, please see the pricing table or technical drawings. Dimensions listed at the top of each product pages are exact interior dimensions. To download specifications, go to product page at www.AKERbymaax.com

AKER TIP

For a quick glance of all product features, refer to the Summary Tables at the beginning of each product category section.



HOW TO USE THIS BOOK.

Technical Drawings

Each product page shows the technical drawing of the base model unit.

To access the technical drawings of any other configuration available (partial or fully compliant or showing the different options), please consult the technical drawing section at the end of this price book.

Footnotes

NEW

When you see a number in superscript above a description or model, look to the [bottom of the respective technical drawing page](#) for that number and an important note. Often these notes are essential to specify on your purchase order.

Resources

• Product summary tables

There are summary tables at the beginning of the following product category sections: Code Compliant Series & Generation+ Series. These [easy-to-use tables](#) display product features with just a glance to quickly help you choose the product that best fits your needs.

• Pictorial quick reference guides

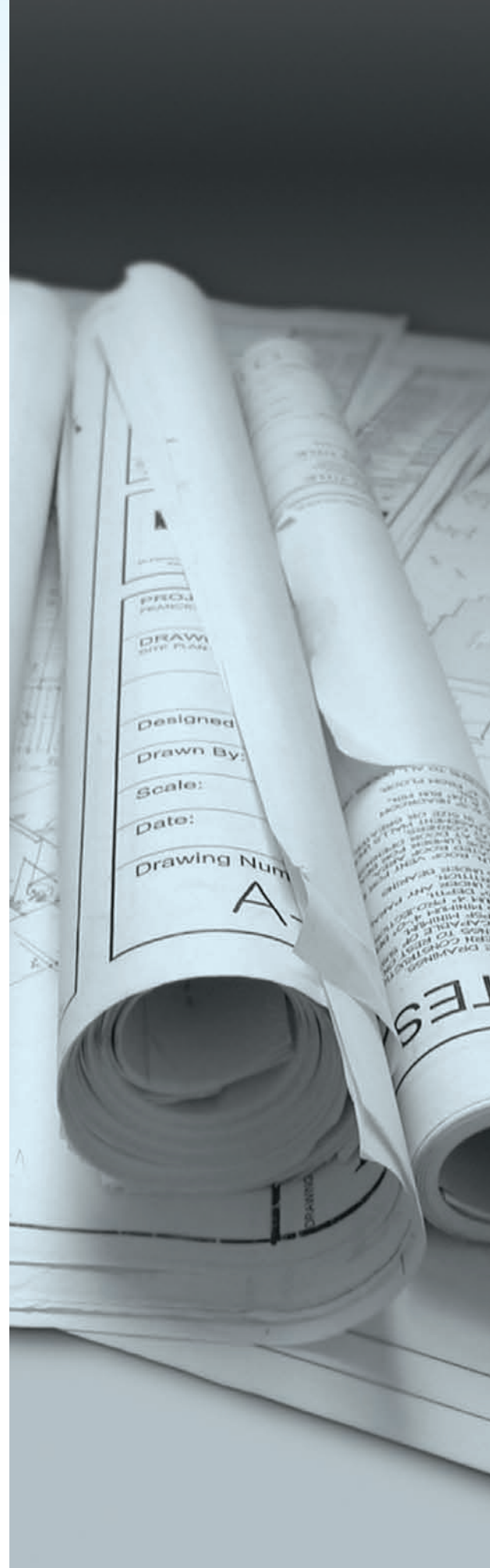
If you are looking for a particular product, this is [the tool for you](#). At the beginning of each product category section is a pictorial quick reference guide organized by product family.

• Accessories

At the end of the price book is a list of accessories offering a [quick reference](#) when looking for an accessory ordering code.

• Warranty

For any questions regarding AKER warranties, refer to the end of the book to see all detailed warranty information.





ACCESSIBILITY CODE COMPLIANT SERIES



**OPTS-6032 - COMPLETE ANSI PACKAGE
TUB SHOWER**



Choosing the right Outlook *plus* code compliant model, regardless of project type, is almost as easy as using one because AKER wants you to **save time, money and hassle.**

Our base models come in industry-standard dimensions and popular styles. All feature **reinforced walls, in accordance with the accessibility requirements of the Fair Housing Act**, making future modifications simple and sound. When you choose a fully compliant package, rest assured it meets the current major building code of your choosing and features the best options available. Finally, we **simplified selections** with unique, instinctive ordering codes to minimize confusion.

Code compliance: ANSI-ICC A117.1, ADA Standards for Accessible Design, 521 CMR (Massachusetts), FHA, CSA B45.5-11 / IAPMO Z124-2011, HUD UM 73a, ASTM F-462.

ORDERING IS THEN AS EASY AS 1-2-3

- 1 Select the model according to:
Size / Style / Skirt Height
- 2 Select a configuration package:
 - Base model
 - Partial packages (grab bar only or with seat)
 - Fully compliant units
- 3 If desired, select additional options and accessories.

AKER's Outlook *plus* Series is easy for everyone – our business partners and our users – because it's **Built to Perform.**



TUB SHOWER



ANSI package shown

STANDARD FEATURES

1-piece gelcoat tub shower

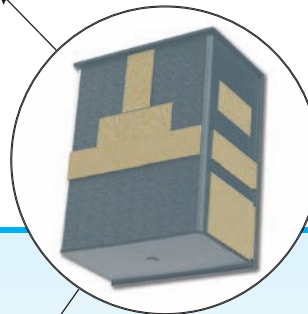
- Reinforced walls according to Fair Housing Act accessibility requirements
- Above-the-Floor Rough
- Right or left-hand drain
- Textured bottom
- Total apron height 17 3/4"

PACKAGE COMPONENTS

- Textured stainless steel straight grab bars
- Removable Phenolic white seat
- Compliant pressure balance mixing valve, hand shower, slide bar and flexible hose

OPTIONS & ACCESSORIES

- Chrome curtain rod
- Chrome recessed soap dish
- White vinyl shower curtain with stainless steel hooks



Side and back walls reinforcement according to Fair Housing Act accessibility requirements

TRANSFER & ROLL-IN SHOWERS



ADA I ANSI package (with seat) shown

STANDARD FEATURES

1-piece gelcoat shower

- Reinforced walls according to Fair Housing Act accessibility requirements
- Available with 1 1/8" skirt and 3/4" reduced skirt
- 1/2" threshold
- Center drain
- Textured bottom

PACKAGE COMPONENTS

- Textured stainless steel grab bars: straight, L-shaped or U-shaped
- L-Shaped fold-up Phenolic white seat
- Compliant pressure balance mixing valve, hand shower, slide bar and flexible hose

OPTIONS & ACCESSORIES

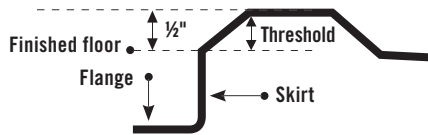
- Chrome curtain rod
- Chrome recessed soap dish
- White vinyl shower curtain with stainless steel hooks



INSTALLS EASILY ANY WAY YOU CHOOSE

Outlook *plus* compliant series installs easily, cleanly and securely in any situation. Choose our standard 1 1/8 inch skirt with a built-in flange or our 3/4-inch reduced skirt for recessed in-floor or on-floor installation.

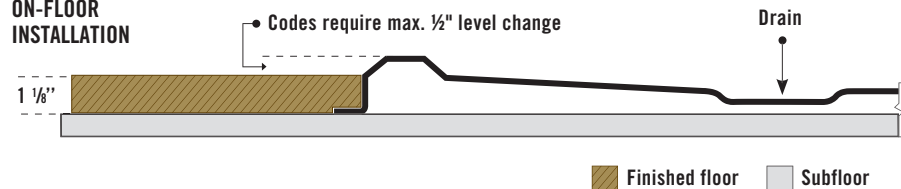
DAM PROFILE (1 1/8" Skirt shown)



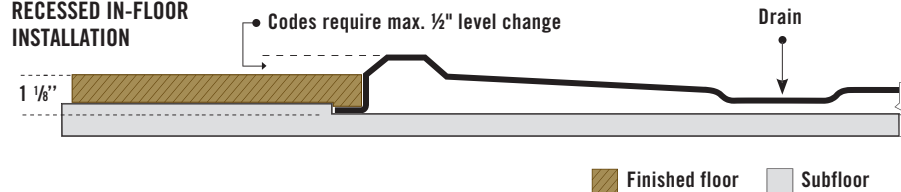
Whichever unit or method you choose, code compliance comes easily. Simply ensure the top of finished floor meets the start of the sloped exterior threshold.

Once properly installed, the 1/2-inch interior and exterior beveled threshold edges of our Outlook *plus* units allow walk-in or roll-in shower access without worry. It also prevents water seepage.

ON-FLOOR INSTALLATION



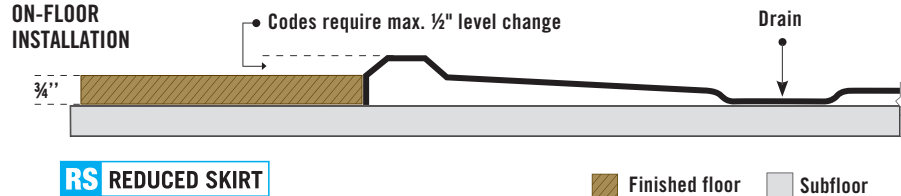
RECESSED IN-FLOOR INSTALLATION



OUR 1 1/8 INCH SKIRT

Simplify your work with this unit added height for recessed in-floor or on-floor installation. A front flange provides a strong and sturdy installation that prevents cracking or bowing of the dam.

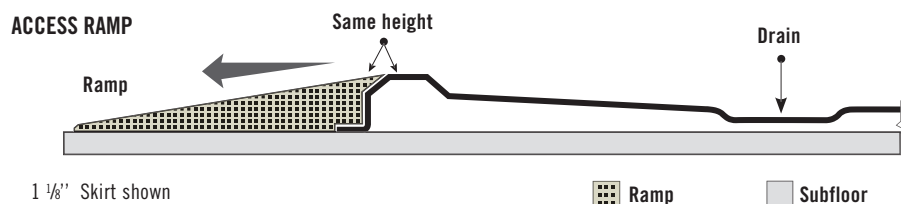
ON-FLOOR INSTALLATION



OUR 3/4 INCH REDUCED SKIRT

Perfect for common 3/4-inch finished floor applications. A simple 90-degree bracket can be used to secure the dam to the floor for added stability and sturdiness during installation.

ACCESS RAMP



ACCESS RAMP

A code-compliant access ramp, when installed according to its manufacturer's guidelines, can also be used with either product or installation methods.




Customize any AKER Outlook *plus* unit to best suit your desire for comfort and security with our [comprehensive selection of code compliant packages, options and accessories](#). Options are factory-installed on the units; whereas accessories are sold separately and therefore, can be ordered after the product is installed. Consult product pages for the available options and accessories for each of our products.

PACKAGE COMPONENTS


OPTIONS & ACCESSORIES

Grab Bars



AKER's Outlook *plus* textured stainless steel grab bars feature an easy to clean smooth surface. Straight¹, L-shaped² or U-shaped³, in multiple dimensions, there is one for every need. All grab bars are 1 1/4" in diameter, securely bolted through the wall, and are designed and tested to withstand up to **300 lb** of pressure as per major accessibility building codes.

Curtain Rod



Chrome curtain rod is factory installed. A white vinyl shower curtain is sold separately.

Phenolic Fold-Up Shower Seat



AKER's Outlook *plus* L-shaped fold-up seat is made with stainless steel frames and white Phenolic seat tops. Phenolic is a high quality material that is smooth and non-porous, easy to clean and does not retain bacteria. This fold-up seat virtually disappears in the shower when you don't need it, but is accessible when you do. All seats are designed and tested to withstand **300 lb** load capacity.

Soap Dish



Functional recessed chrome soap dish for added storage space.

Phenolic Removable Tub Shower Seat



AKER's Outlook *plus* rectangular shaped removable seat is made with stainless steel frames and white Phenolic seat tops. Phenolic is a high quality material that is smooth and non-porous, easy to clean and does not retain bacteria. The seat can be placed on the tub for safe and secure transfers or completely removed when not required to optimize space. All seats are designed and tested to withstand **300 lb** load capacity.

Shower Curtain



White anti-bacterial vinyl curtain with stainless steel hooks.

Faucet Kit



Optimize your shower experience with the Outlook *plus* Code Compliant faucet kit available in chrome finish. The kit includes a pressure balance mixing valve, a hand-held shower, a slide bar and a 60" flexible hose.

Shower Drain



Functional solid brass shower drain with chrome stainless steel grid. Quick caulk-seal feature.

REFERENCE GUIDE: CODE COMPLIANT SERIES

CODE COMPLIANT TUB SHOWER UNIT

OPTS-6032	p. 16
	
	57 x 32 x 70

CODE COMPLIANT SHOWER UNITS

OPS-6036-RS	p. 19
	
	60 x 36 x 77

OPS-6036	p. 22
	
	60 x 36 x 77

OPS-6030-RS	p. 25
	
	60 x 30 x 77

OPS-6030	p. 28
	
	60 x 30 x 77

OPS-3636-RS	p. 31
	
	36 x 36 x 77

OPS-3636	p. 35
	
	36 x 36 x 77

SUMMARY: CODE COMPLIANT SERIES

NAME	MODEL	EXTERNAL DIMENSIONS	INTERNAL DIMENSIONS	SKIRT / APRON	THRESHOLD	MATERIAL	# OF PIECES	DRAIN LOCATION	PARTIALLY AND FULLY COMPLIANT PACKAGES										SOAP DISH	CURTAIN ROD	SHOWER CURTAIN	SHOWER DRAIN	PAGE
									ADA COMPLIANT PACKAGES	ANSI COMPLIANT PACKAGES	MASSACHUSETTS COMPLIANT PACKAGES	GRAB BAR PACKAGES	GRAB BAR AND SEAT PACKAGES										
CODE COMPLIANT TUB SHOWER UNIT																							
OPTS-6032	141309	60 x 34 x 75	57 x 32 x 70	17 3/4"	N/A	Gelcoat	1P	L, R	●	●	●	●	●	Opt.	Opt.	Acc.	N/A	16					
CODE COMPLIANT SHOWER UNITS																							
OPS-6036-RS	141336	63 x 39 x 78	60 x 36 x 77	3/4"	1/2"	Gelcoat	1P	Center	●	●	●	●	●	Opt.	Opt.	Acc.	Acc.	19					
OPS-6036	141294	63 x 39 x 79	60 x 36 x 77	1 1/8"	1/2"	Gelcoat	1P	Center	●	●	●	●	●	Opt.	Opt.	Acc.	Acc.	22					
OPS-6030-RS	141329	63 x 33 x 78	60 x 30 x 77	3/4"	1/2"	Gelcoat	1P	Center	●	●		●	●	Opt.	Opt.	Acc.	Acc.	25					
OPS-6030	141287	63 x 33 x 79	60 x 30 x 77	1 1/8"	1/2"	Gelcoat	1P	Center	●	●		●	●	Opt.	Opt.	Acc.	Acc.	28					
OPS-3636-RS	141321	39 x 39 x 78	36 x 36 x 77	3/4"	1/2"	Gelcoat	1P	Center	●	●	●	●	●	Opt.	Opt.	Acc.	Acc.	31					
OPS-3636	141271	39 x 39 x 79	36 x 36 x 77	1 1/8"	1/2"	Gelcoat	1P	Center	●	●	●	●	●	Opt.	Opt.	Acc.	Acc.	35					

OPTS-6032

57" x 31 1/2" x 69 3/4" - Gelcoat

- 1-piece tub shower reinforced according to FHA accessibility requirements
 - Configurable to be compliant with major accessibility codes when properly installed
 - Right-hand or left-hand drain • Textured bottom
 - Above-the-Floor Rough
- Complete ANSI compliant package shown in below picture



OUTLOOK PLUS SERIES MODEL

No	Model	Dimensions	Pkg	Approx. weight	Std Color(s)	Non-std Colors
141309-000-XXX	One-piece tub shower base model ¹ 141309-R-000-XXX Right-hand drain 141309-L-000-XXX Left-hand drain R/L hand refers to drain positioning. Specify: Standard colors: White (002), Bone (004), Biscuit (007) Non-standard colors: Refer to color chart in this book.	57 X 31 1/2 X 69 3/4 in. 59 3/4 X 34 X 74 1/2 in. ext.	90 ft ³	154 lb	\$ 845	\$ 1,045

BASE MODEL WITH ADA GRAB BARS

141310-000-XXX	Base model with ADA grab bars package ¹ 141310-R-000-XXX 141310-L-000-XXX R/L hand refers to drain positioning. Specify: Standard colors: White (002), Bone (004), Biscuit (007) Non-standard colors: Refer to color chart in this book. Package includes : • Base model • 4 x 24" Horizontal straight textured Stainless Steel grab bars (factory installed)	57 X 31 1/2 X 69 3/4 in. 59 3/4 X 34 X 74 1/2 in. ext.	90 ft ³	154 lb	\$ 1,505	\$ 1,705
----------------	--	---	--------------------	--------	-----------------	-----------------

BASE MODEL WITH ANSI GRAB BARS

141311-000-XXX	Base model with ANSI grab bars package ¹ 141311-R-000-XXX 141311-L-000-XXX R/L hand refers to drain positioning. Specify: Standard colors: White (002), Bone (004), Biscuit (007) Non-standard colors: Refer to color chart in this book. Package includes : • Base model • 4 x 24" Horizontal straight textured Stainless Steel grab bars (factory installed) • 1 x 18" Vertical straight textured Stainless Steel grab bar (factory installed)	57 X 31 1/2 X 69 3/4 in. 59 3/4 X 34 X 74 1/2 in. ext.	90 ft ³	154 lb	\$ 1,655	\$ 1,855
----------------	--	---	--------------------	--------	-----------------	-----------------

BASE MODEL WITH ADA GRAB BARS AND SEAT

141312-000-XXX	Base model with ADA grab bars & seat package 141312-R-000-XXX 141312-L-000-XXX R/L hand refers to drain positioning. Specify: Standard colors: White (002), Bone (004), Biscuit (007) Non-standard colors: Refer to color chart in this book. Package includes : • Base model • 4 x 24" Horizontal straight textured Stainless Steel grab bars (factory installed) • Removable Phenolic White seat	57 X 31 1/2 X 69 3/4 in. 59 3/4 X 34 X 74 1/2 in. ext.	90 ft ³	154 lb	\$ 1,775	\$ 1,975
----------------	---	---	--------------------	--------	-----------------	-----------------

OPTS-6032 (cont'd)

OUTLOOK PLUS SERIES MODEL (CONT'D)

No	Model	Dimensions	Pkg	Approx. weight	Std Color(s)	Non-std Colors
BASE MODEL WITH ANSI GRAB BARS AND SEAT						
141313-000-XXX	<p>Base model with ANSI grab bars and seat package ¹ 141313-R-000-XXX 141313-L-000-XXX R/L hand refers to drain positioning. Specify: Standard colors: White (002), Bone (004), Biscuit (007) Non-standard colors: Refer to color chart in this book.</p> <p>Package includes : • Base model • 4 x 24" Horizontal straight textured Stainless Steel grab bars (factory installed) • 1 x 18" Vertical straight textured Stainless Steel grab bar (factory installed) • Removable Phenolic White seat</p>	<p>57 X 31 1/2 X 69 3/4 in. 59 3/4 X 34 X 74 1/2 in. ext.</p>	90 ft³	154 lb	\$ 1,925	\$ 2,125

ADA COMPLIANT MODEL (WITHOUT SEAT)

141314-000-XXX	<p>Base model with complete ADA compliant package ¹ 141314-R-000-XXX 141314-L-000-XXX R/L hand refers to drain positioning. Specify: Standard colors: White (002), Bone (004), Biscuit (007) Non-standard colors: Refer to color chart in this book.</p> <p>Package includes : • Base model • 4 x 24" Horizontal straight textured Stainless Steel grab bars (factory installed) • Removable Phenolic White seat • Chrome pressure balance mixing valve and hand shower • 24" Chrome slide bar and 60" hose</p>	<p>57 X 31 1/2 X 69 3/4 in. 59 3/4 X 34 X 74 1/2 in. ext.</p>	90 ft³	154 lb	\$ 2,380	\$ 2,580
----------------	--	--	--------	--------	-----------------	-----------------

ANSI COMPLIANT MODEL

141315-000-XXX	<p>Base model with complete ANSI package ¹ 141315-R-000-XXX 141315-L-000-XXX R/L hand refers to drain positioning. Specify: Standard colors: White (002), Bone (004), Biscuit (007) Non-standard colors: Refer to color chart in this book.</p> <p>Package includes : • Base model • 4 x 24" Horizontal straight textured Stainless Steel grab bars (factory installed) • 1 x 18" Vertical straight textured Stainless Steel grab bar (factory installed) • Removable Phenolic White seat • Chrome pressure balance mixing valve and hand shower • 24" Chrome slide bar and 60" hose</p>	<p>57 X 31 1/2 X 69 3/4 in. 59 3/4 X 34 X 74 1/2 in. ext.</p>	90 ft³	154 lb	\$ 2,530	\$ 2,730
----------------	--	--	--------	--------	-----------------	-----------------

MASSACHUSETTS COMPLIANT MODEL

141316-000-XXX	<p>Base model with complete Massachusetts Package (Meets Massachusetts State code requirements) ¹ 141316-R-000-XXX 141316-L-000-XXX R/L hand refers to drain positioning. Specify: Standard colors: White (002), Bone (004), Biscuit (007) Non-standard colors: Refer to color chart in this book.</p> <p>Package includes : • Base model • 2 x 48" Horizontal straight textured Stainless Steel grab bars (factory installed) • Removable Phenolic White Seat • Chrome pressure balance mixing valve and hand shower • 30" Chrome slide bar and 60" hose</p>	<p>57 X 31 1/2 X 69 3/4 in. 59 3/4 X 34 X 74 1/2 in. ext.</p>	90 ft³	154 lb	\$ 2,185	\$ 2,385
----------------	--	--	--------	--------	-----------------	-----------------

COMMON OPTIONS

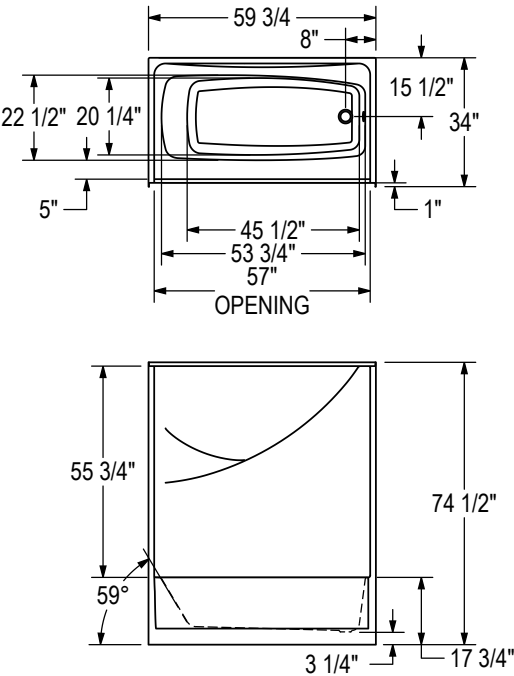
No	Description	Approx. weight	List Price
OPT 20240-084	56 in. Chrome curtain rod (factory installed)	N/A	\$ 70
OPT 20059-084	Chrome recessed soap dish (drilled, not installed)	N/A	\$ 85

ACCESSORIES

No	Description	Approx. weight	List Price
10020633-002	60 in. White vinyl shower curtain with Stainless Steel hooks (sold separately)	N/A	\$ 110

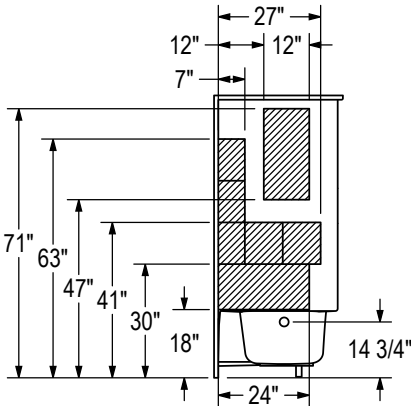
OPTS-6032 (cont'd)

BASE MODEL
RIGHT SIDE SHOWN
LEFT SIDE SYMMETRICAL

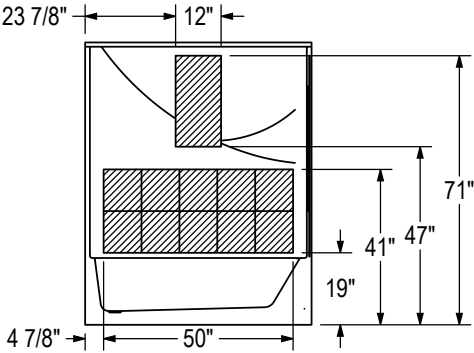


REINFORCEMENT BACKING

RIGHT WALL SHOWN
LEFT WALL SYMMETRICAL



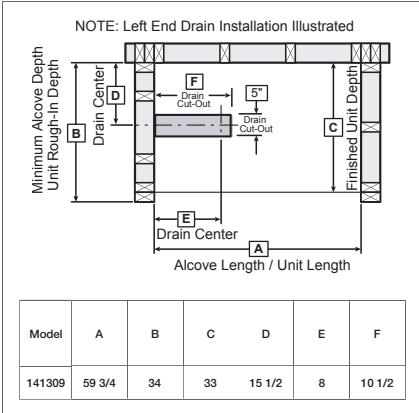
BACK WALL



All dimensions are approximate. Structure measurements must be verified against the unit to ensure proper fit.

FOOTNOTES - BEFORE ORDERING, PLEASE SPECIFY:

1. R/L hand refers to drain positioning.



OPS-6036-RS

60" x 36" x 76 5/8" - Gelcoat

- 1-piece roll-in shower reinforced according to FHA accessibility requirements
 - Configurable to be compliant with major accessibility codes when properly installed
 - Center drain • Textured bottom
 - 3/4" reduced skirt and 1/2" high threshold
- Complete ADA compliant package (without seat) shown in below picture



CODE COMPLIANT SHOWER UNITS

OUTLOOK PLUS SERIES MODEL

No	Model	Dimensions	Pkg	Approx. weight	Std Color(s)	Non-std Colors
141336-000-XXX	1-piece shower base model 141336-000-XXX Center drain Specify: Standard colors: White (002), Bone (004), Biscuit (007) Non-standard colors: Refer to color chart in this book.	60 X 36 X 76 5/8 in. 62 1/2 X 39 1/4 X 78 3/8 in. ext.	119 ft ³	225 lb	\$ 917	\$ 1,017

BASE MODEL WITH ADA GRAB BAR

141338-000-XXX	Base model with ADA U-shaped grab bar package 141338-000-XXX Specify: Standard colors: White (002), Bone (004), Biscuit (007) Non-standard colors: Refer to color chart in this book. Package includes : • Base model • 1 x Horizontal U-shaped 33" x 60" x 33" textured Stainless Steel grab bar (factory installed)	60 X 36 X 76 5/8 in. 62 1/2 X 39 1/4 X 78 3/8 in. ext.	119 ft ³	225 lb	\$ 1,246	\$ 1,346
----------------	--	---	---------------------	--------	-----------------	-----------------

BASE MODEL WITH ADA/ANSI GRAB BAR

141337-000-XXX	Base Model with ADA/ANSI L-shaped grab bar ¹ 141337-R-000-XXX 141337-L-000-XXX R/L hand refers to grab bar positioning. Specify: Standard colors: White (002), Bone (004), Biscuit (007) Non-standard colors: Refer to color chart in this book. Package includes : • Base model • 1 x Horizontal L-shaped 33" x 37" textured Stainless Steel grab bar (factory installed)	60 X 36 X 76 5/8 in. 62 1/2 X 39 1/4 X 78 3/8 in. ext.	119 ft ³	225 lb	\$ 1,112	\$ 1,212
----------------	---	---	---------------------	--------	-----------------	-----------------

BASE MODEL WITH ADA/ANSI GRAB BAR AND SEAT

141339-000-XXX	Base model with ADA/ANSI L-shaped grab bar & seat package ² 141339-R-000-XXX 141339-L-000-XXX R/L hand refers to grab bar positioning, seat will be installed on opposite side. Specify: Standard colors: White (002), Bone (004), Biscuit (007) Non-standard colors: Refer to color chart in this book. Package includes : • Base model • 1 x Horizontal L-shaped 33" x 37" textured Stainless Steel grab bar (factory installed) • L-shaped fold-up Phenolic White seat (factory installed)	60 X 36 X 76 5/8 in. 62 1/2 X 39 1/4 X 78 3/8 in. ext.	119 ft ³	225 lb	\$ 1,707	\$ 1,807
----------------	---	---	---------------------	--------	-----------------	-----------------

OPS-6036-RS (cont'd)

OUTLOOK PLUS SERIES MODEL (CONT'D)

No	Model	Dimensions	Pkg	Approx. weight	Std Color(s)	Non-std Colors
ADA/ANSI COMPLIANT MODEL (WITH SEAT)						
141340-000-XXX	<p>Base model with complete ADA/ANSI package (with seat) ² 141340-R-000-XXX 141340-L-000-XXX R/L hand refers to grab bar positioning, seat will be installed on opposite side. Specify: Standard colors: White (002), Bone (004), Biscuit (007) Non-standard colors: Refer to color chart in this book.</p> <p>Package includes : • Base model • 1 x Horizontal L-shaped 33" x 37" textured Stainless Steel grab bar (factory installed) • L-shaped fold-up Phenolic White seat (factory installed) • Chrome pressure balance mixing valve and hand shower • 24" Chrome slide bar and 60" hose</p>	<p>60 X 36 X 76 5/8 in. 62 1/2 X 39 1/4 X 78 3/8 in. ext.</p>	119 ft ³	225 lb	\$ 2,312	\$ 2,412

ADA COMPLIANT MODEL (WITHOUT SEAT)

141341-000-XXX	<p>Base model with complete ADA package (without seat) ³ 141341-000-XXX Specify: Standard colors: White (002), Bone (004), Biscuit (007) Non-standard colors: Refer to color chart in this book.</p> <p>Package includes : • Base model • 1 x Horizontal U-shaped 33" x 60" x 33" textured Stainless Steel grab bar (factory installed) • Chrome pressure balance mixing valve and hand shower • 24" Chrome slide bar and 60" hose</p>	<p>60 X 36 X 76 5/8 in. 62 1/2 X 39 1/4 X 78 3/8 in. ext.</p>	119 ft ³	225 lb	\$ 1,851	\$ 1,951
----------------	---	--	---------------------	--------	-----------------	-----------------

MASSACHUSETTS COMPLIANT MODEL

141342-000-XXX	<p>Base model with complete Massachusetts Package ⁴ 141342-000-XXX Specify: Standard colors: White (002), Bone (004), Biscuit (007) Non-standard colors: Refer to color chart in this book.</p> <p>Package includes : • Base model • 1 x 48" Horizontal straight textured Stainless Steel grab bar (factory installed) • Rectangular fold-up Naugahyde White seat (factory installed) • Chrome pressure balance mixing valve and hand shower • 36" Chrome slide bar and 60" hose</p>	<p>60 X 36 X 76 5/8 in. 62 1/2 X 39 1/4 X 78 3/8 in. ext.</p>	119 ft ³	225 lb	\$ 2,367	\$ 2,467
----------------	--	--	---------------------	--------	-----------------	-----------------

COMMON OPTIONS

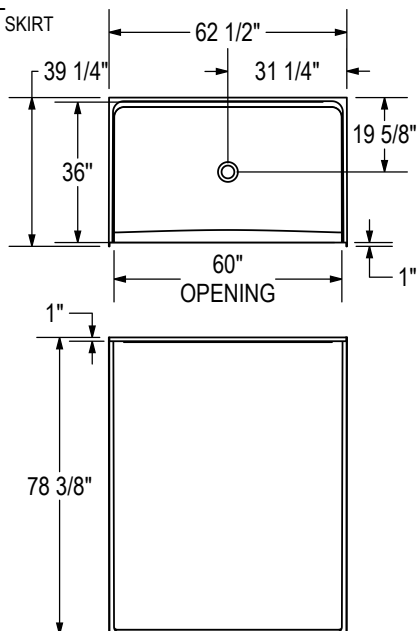
No	Description	Approx. weight	List Price
OPT 20059-084	Chrome recessed soap dish (drilled, not installed)	N/A	\$ 85
OPT 20241-084	60 in. Chrome curtain rod (factory installed)	N/A	\$ 75

ACCESSORIES

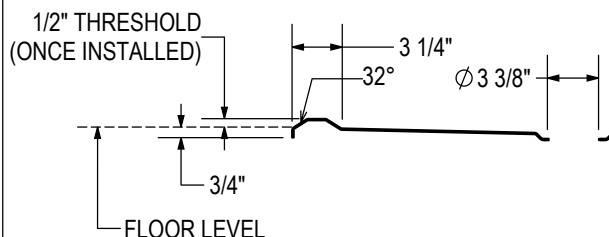
No	Description	Approx. weight	List Price
10000064	Solid Brass drain with Chrome plated Stainless Steel grid (sold separately)	N/A	\$ 35
10020633-002	60 in. White vinyl shower curtain with Stainless Steel hooks (sold separately)	N/A	\$ 110

OPS-6036-RS (cont'd)

BASE MODEL
WITH REDUCED SKIRT

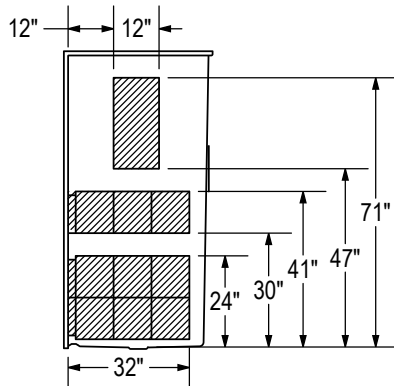


THRESHOLD DETAIL (REDUCED SKIRT)

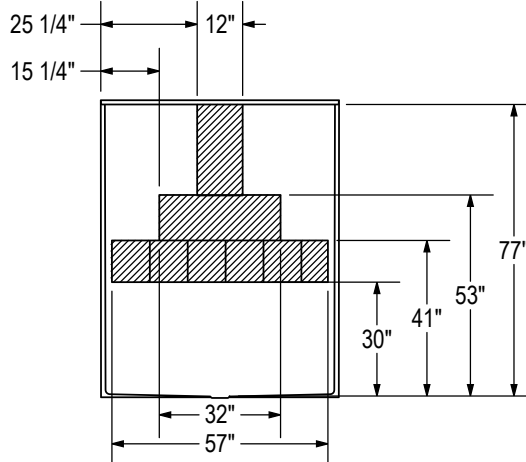


REINFORCEMENT BACKING

RIGHT WALL SHOWN
LEFT WALL SYMMETRICAL



BACK WALL

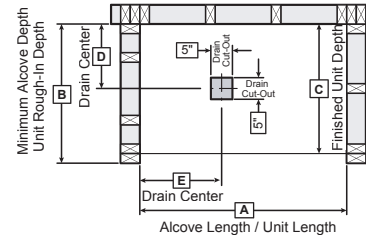


All dimensions are approximate. Structure measurements must be verified against the unit to ensure proper fit.

FOOTNOTES - BEFORE ORDERING, PLEASE SPECIFY:

1. R/L hand refers to grab bar positioning.
2. R/L hand refers to grab bar positioning, seat will be installed on opposite side.
3. Please specify R/L valve positioning.
4. Please specify R/L seat positioning.

NOTE: Center Drain Installation Illustrated



Model	A	B	C	D	E
141336	62 1/2	39 1/4	38 1/4	19 5/8	31 1/4

OPS-6036

60" x 36" x 76 5/8" - Gelcoat

- 1-piece roll-in shower reinforced according to FHA accessibility requirements
 - Configurable to be compliant with major accessibility codes when properly installed
 - Center drain • Textured bottom
 - 1 1/8" skirt and 1/2" high threshold
- Complete ADA compliant package (without seat) shown in below picture



OUTLOOK PLUS SERIES MODEL

No	Model	Dimensions	Pkg	Approx. weight	Std Color(s)	Non-std Colors
141294-000-XXX	1-piece shower base model 141294-000-XXX Center drain Specify: Standard colors: White (002), Bone (004), Biscuit (007) Non-standard colors: Refer to color chart in this book.	60 X 36 X 76 5/8 in. 62 1/2 X 39 1/4 X 78 3/4 in. ext.	119 ft ³	225 lb	\$ 889	\$ 989

BASE MODEL WITH ADA GRAB BAR

141296-000-XXX	Base model with ADA U-shaped grab bar package 141296-000-XXX Specify: Standard colors: White (002), Bone (004), Biscuit (007) Non-standard colors: Refer to color chart in this book. Package includes : • Base model • 1 x Horizontal U-shaped 33" x 60" x 33" textured Stainless Steel grab bar (factory installed)	60 X 36 X 76 5/8 in. 62 1/2 X 39 1/4 X 78 3/4 in. ext.	119 ft ³	225 lb	\$ 1,218	\$ 1,318
----------------	--	---	---------------------	--------	-----------------	-----------------

BASE MODEL WITH ADA/ANSI GRAB BAR

141295-000-XXX	Base Model with ADA/ANSI L-shaped grab bar ¹ 141295-R-000-XXX 141295-L-000-XXX R/L hand refers to grab bar positioning. Specify: Standard colors: White (002), Bone (004), Biscuit (007) Non-standard colors: Refer to color chart in this book. Package includes : • Base model • 1 x Horizontal L-shaped 33" x 37" textured Stainless Steel grab bar (factory installed)	60 X 36 X 76 5/8 in. 62 1/2 X 39 1/4 X 78 3/4 in. ext.	119 ft ³	225 lb	\$ 1,084	\$ 1,184
----------------	---	---	---------------------	--------	-----------------	-----------------

BASE MODEL WITH ADA/ANSI GRAB BAR AND SEAT

141297-000-XXX	Base model with ADA/ANSI L-shaped grab bar & seat package ² 141297-R-000-XXX 141297-L-000-XXX R/L hand refers to grab bar positioning, seat will be installed on opposite side. Specify: Standard colors: White (002), Bone (004), Biscuit (007) Non-standard colors: Refer to color chart in this book. Package includes : • Base model • 1 x Horizontal L-shaped 33" x 37" textured Stainless Steel grab bar (factory installed) • L-shaped fold-up Phenolic White seat (factory installed)	60 X 36 X 76 5/8 in. 62 1/2 X 39 1/4 X 78 3/4 in. ext.	119 ft ³	225 lb	\$ 1,679	\$ 1,779
----------------	---	---	---------------------	--------	-----------------	-----------------

OPS-6036 (cont'd)

OUTLOOK PLUS SERIES MODEL (CONT'D)

No	Model	Dimensions	Pkg	Approx. weight	Std Color(s)	Non-std Colors
ADA/ANSI COMPLIANT MODEL (WITH SEAT)						
141298-000-XXX	<p>Base model with complete ADA/ANSI package (with seat) ² 141298-R-000-XXX 141298-L-000-XXX R/L hand refers to grab bar positioning, seat will be installed on opposite side. Specify: Standard colors: White (002), Bone (004), Biscuit (007) Non-standard colors: Refer to color chart in this book.</p> <p>Package includes : • Base model • 1 x Horizontal L-shaped 33" x 37" textured Stainless Steel grab bar (factory installed) • L-shaped fold-up Phenolic White seat (factory installed) • Chrome pressure balance mixing valve and hand shower • 24" Chrome slide bar and 60" hose</p>	<p>60 X 36 X 76 5/8 in. 62 1/2 X 39 1/4 X 78 3/4 in. ext.</p>	119 ft ³	225 lb	\$ 2,284	\$ 2,384

ADA COMPLIANT MODEL (WITHOUT SEAT)

141299-000-XXX	<p>Base model with complete ADA package (without seat) ³ 141299-000-XXX Specify: Standard colors: White (002), Bone (004), Biscuit (007) Non-standard colors: Refer to color chart in this book.</p> <p>Package includes : • Base model • 1 x Horizontal U-shaped 33" x 60" x 33" textured Stainless Steel grab bar (factory installed) • Chrome pressure balance mixing valve and hand shower • 24" Chrome slide bar and 60" hose</p>	<p>60 X 36 X 76 5/8 in. 62 1/2 X 39 1/4 X 78 3/4 in. ext.</p>	119 ft ³	225 lb	\$ 1,823	\$ 1,923
----------------	---	--	---------------------	--------	-----------------	-----------------

MASSACHUSETTS COMPLIANT MODEL

141300-000-XXX	<p>Base model with complete Massachusetts Package ⁴ 141300-000-XXX Specify: Standard colors: White (002), Bone (004), Biscuit (007) Non-standard colors: Refer to color chart in this book.</p> <p>Package includes : • Base model • 1 x 48" Horizontal straight textured Stainless Steel grab bar (factory installed) • Rectangular fold-up Naugahyde White seat (factory installed) • Chrome pressure balance mixing valve and hand shower • 36" Chrome slide bar and 60" hose</p>	<p>60 X 36 X 76 5/8 in. 62 1/2 X 39 1/4 X 78 3/4 in. ext.</p>	119 ft ³	225 lb	\$ 2,339	\$ 2,439
----------------	--	--	---------------------	--------	-----------------	-----------------

COMMON OPTIONS

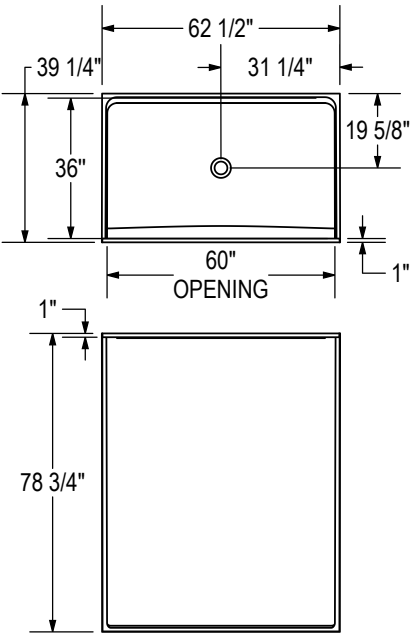
No	Description	Approx. weight	List Price
OPT 20059-084	Chrome recessed soap dish (drilled, not installed)	N/A	\$ 85
OPT 20241-084	60 in. Chrome curtain rod (factory installed)	N/A	\$ 75

ACCESSORIES

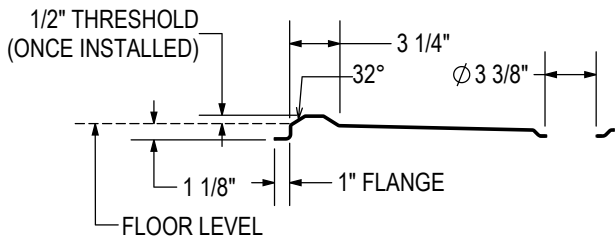
No	Description	Approx. weight	List Price
10000064	Solid Brass drain with Chrome plated Stainless Steel grid (sold separately)	N/A	\$ 35
10020633-002	60 in. White vinyl shower curtain with Stainless Steel hooks (sold separately)	N/A	\$ 110

OPS-6036 (cont'd)

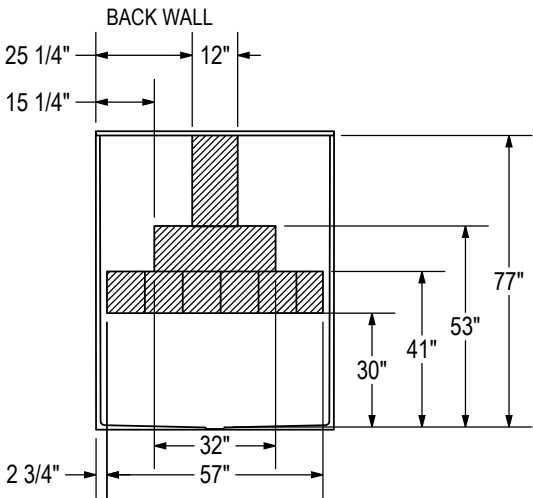
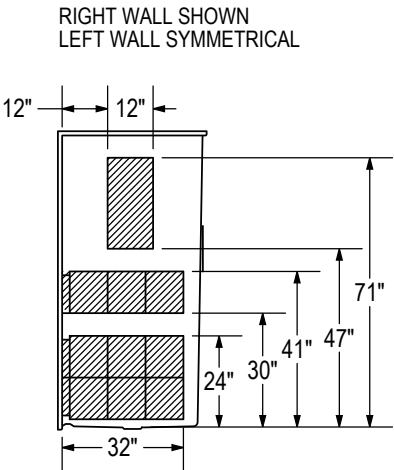
BASE MODEL



THRESHOLD DETAIL



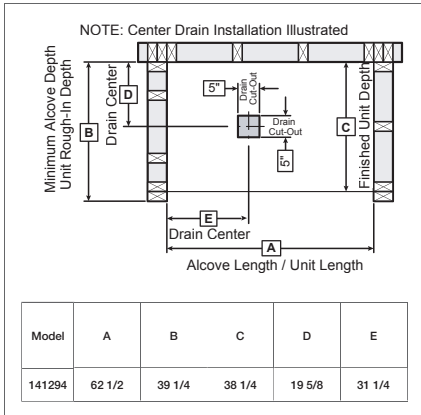
REINFORCEMENT BACKING



All dimensions are approximate. Structure measurements must be verified against the unit to ensure proper fit.

FOOTNOTES - BEFORE ORDERING, PLEASE SPECIFY:

1. R/L hand refers to grab bar positioning.
2. R/L hand refers to grab bar positioning, seat will be installed on opposite side.
3. Please specify R/L valve positioning.
4. Please specify R/L seat positioning.



OPS-6030-RS

60" x 30 1/4" x 76 5/8" - Gelcoat

- 1-piece roll-in shower reinforced according to FHA accessibility requirements
 - Configurable to be a compliant with major accessibility codes when properly installed
 - Center drain • Textured bottom
 - 3/4" reduced skirt and 1/2" high threshold
- Complete ADA/ANSI compliant package shown in below picture



OUTLOOK PLUS SERIES MODEL

No	Model	Dimensions	Pkg	Approx. weight	Std Color(s)	Non-std Colors
141329-000-XXX	1-piece shower base model 141329-000-XXX Center drain Specify: Standard colors: White (002), Bone (004), Biscuit (007) Non-standard colors: Refer to color chart in this book.	60 X 30 1/4 X 76 5/8 in. 62 7/8 X 33 1/4 X 78 3/8 in. ext.	105 ft ³	195 lb	\$ 951	\$ 1,051

BASE MODEL WITH ADA GRAB BAR

141331-000-XXX	Base model with ADA U-shaped grab bar package 141331-000-XXX Specify: Standard colors: White (002), Bone (004), Biscuit (007) Non-standard colors: Refer to color chart in this book. Package includes : • Base model • 1 x Horizontal U-shaped 27" x 60" x 27" textured Stainless Steel grab bar (factory installed)	60 X 30 1/4 X 76 5/8 in. 62 7/8 X 33 1/4 X 78 3/8 in. ext.	105 ft ³	195 lb	\$ 1,296	\$ 1,396
----------------	--	---	---------------------	--------	-----------------	-----------------

BASE MODEL WITH ADA/ANSI GRAB BAR

141330-000-XXX	Base model with ADA/ANSI L-shaped grab bar package ¹ 141330-R-000-XXX 141330-L-000-XXX R/L hand refers to grab bar positioning. Specify: Standard colors: White (002), Bone (004), Biscuit (007) Non-standard colors: Refer to color chart in this book. Package includes : • Base model • 1 x Horizontal L-shaped 27" x 37" textured Stainless Steel grab bar (factory installed)	60 X 30 1/4 X 76 5/8 in. 62 7/8 X 33 1/4 X 78 3/8 in. ext.	105 ft ³	195 lb	\$ 1,166	\$ 1,266
----------------	---	---	---------------------	--------	-----------------	-----------------

BASE MODEL WITH ADA/ANSI GRAB BAR AND SEAT

141332-000-XXX	Base model with ADA/ANSI L-shaped grab bar & seat package ² 141332-R-000-XXX 141332-L-000-XXX R/L hand refers to grab bar positioning, seat will be installed on opposite side. Specify: Standard colors: White (002), Bone (004), Biscuit (007) Non-standard colors: Refer to color chart in this book. Package includes : • Base model • 1 x Horizontal L-shaped 27" x 37" textured Stainless Steel grab bar (factory installed) • L-shaped fold-up Phenolic White seat (factory installed)	60 X 30 1/4 X 76 5/8 in. 62 7/8 X 33 1/4 X 78 3/8 in. ext.	105 ft ³	195 lb	\$ 1,761	\$ 1,861
----------------	---	---	---------------------	--------	-----------------	-----------------

OPS-6030-RS (cont'd)

OUTLOOK PLUS SERIES MODEL (CONT'D)

No	Model	Dimensions	Pkg	Approx. weight	Std Color(s)	Non-std Colors
ADA/ANSI COMPLIANT MODEL (WITH SEAT)						
141333-000-XXX	<p>Base model with complete ADA/ANSI package (WITH SEAT) ²</p> <p>141333-R-000-XXX 141333-L-000-XXX</p> <p>R/L hand refers to grab bar positioning, seat will be installed on opposite side. Specify: Standard colors: White (002), Bone (004), Biscuit (007) Non-standard colors: Refer to color chart in this book.</p> <p>Package includes :</p> <ul style="list-style-type: none"> • Base model • 1 x Horizontal L-shaped 27" x 37" textured Stainless Steel grab bar (factory installed) • L-shaped fold-up Phenolic White seat (factory installed) • Chrome pressure balance mixing valve and hand shower • 24" Chrome slide bar and 60" hose 	<p>60 X 30 1/4 X 76 5/8 in.</p> <p>62 7/8 X 33 1/4 X 78 3/8 in. ext.</p>	105 ft ³	195 lb	\$ 2,366	\$ 2,466

ADA COMPLIANT MODEL (WITHOUT SEAT)

141334-000-XXX	<p>Base model with complete ADA package (without seat) ³</p> <p>141334-000-XXX</p> <p>Specify: Standard colors: White (002), Bone (004), Biscuit (007) Non-standard colors: Refer to color chart in this book.</p> <p>Package includes :</p> <ul style="list-style-type: none"> • Base model • 1 x Horizontal U-shaped 27" x 60" x 27" textured Stainless Steel grab bar (factory installed) • Chrome pressure balance mixing valve and hand shower • 24" Chrome slide bar and 60" hose 	<p>60 X 30 1/4 X 76 5/8 in.</p> <p>62 7/8 X 33 1/4 X 78 3/8 in. ext.</p>	105 ft ³	195 lb	\$ 1,901	\$ 2,001
----------------	---	--	---------------------	--------	-----------------	-----------------

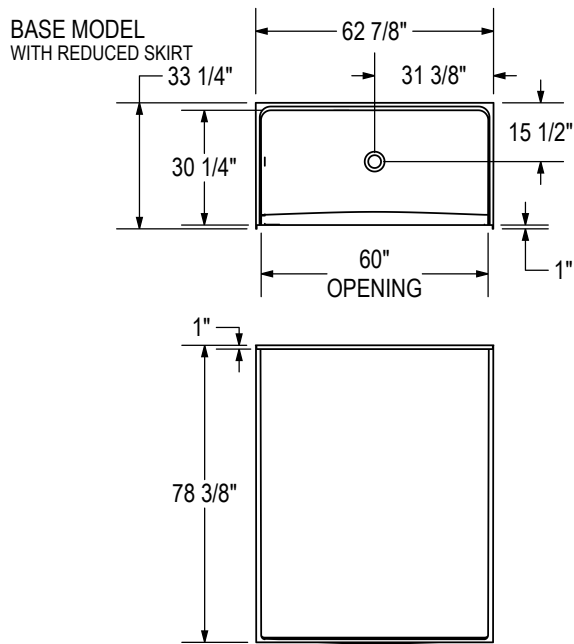
COMMON OPTIONS

No	Description	Approx. weight	List Price
OPT 20241-XXX	60 in. Curtain rod (factory installed) Specify color: Chrome (084), Stainless Steel (106)	N/A	\$ 75
OPT 20059-084	Chrome recessed soap dish (drilled, not installed)	N/A	\$ 85

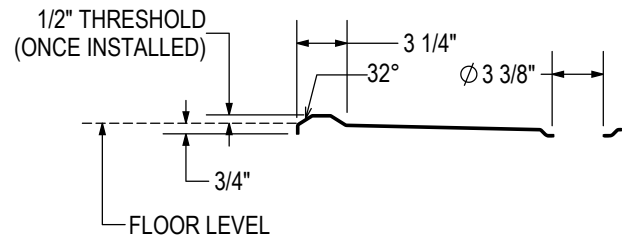
ACCESSORIES

No	Description	Approx. weight	List Price
10000064	Solid Brass drain with Chrome plated Stainless Steel grid (sold separately)	N/A	\$ 35
10020633-002	60 in. White vinyl shower curtain with Stainless Steel hooks (sold separately)	N/A	\$ 110

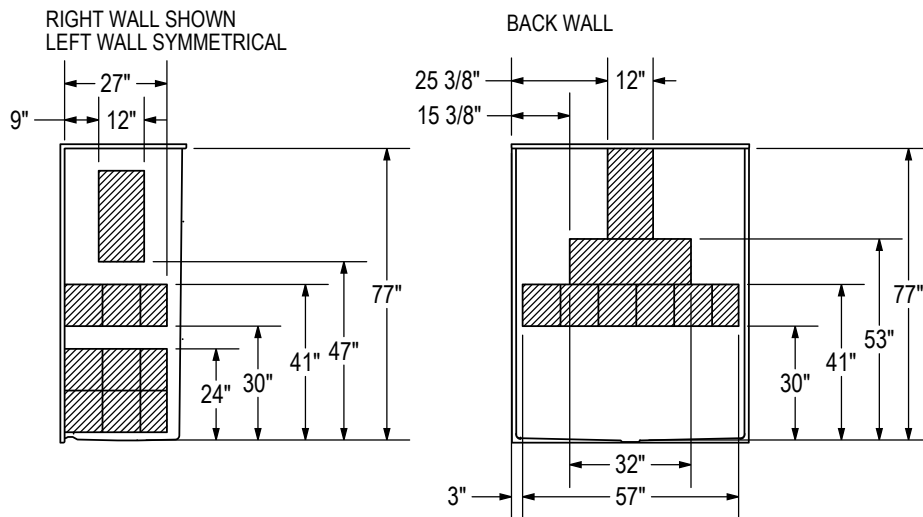
OPS-6030-RS (cont'd)



THRESHOLD DETAIL (REDUCED SKIRT)



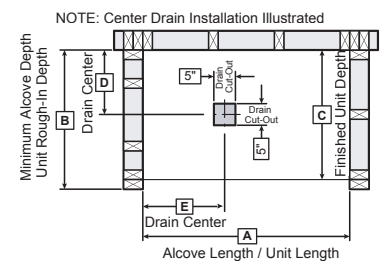
REINFORCEMENT BACKING



All dimensions are approximate. Structure measurements must be verified against the unit to ensure proper fit.

FOOTNOTES - BEFORE ORDERING, PLEASE SPECIFY:

1. R/L hand refers to grab bar positioning.
2. R/L hand refers to grab bar positioning, seat will be installed on opposite side.
3. Please specify R/L valve positioning.



Model	A	B	C	D	E
141329	62 7/8	33 1/4	32 1/4	15 1/2	31 3/8

OPS-6030

60" x 30 1/4" x 76 5/8" - Gelcoat

- 1-piece roll-in shower reinforced according to FHA accessibility requirements
 - Configurable to be a compliant with major accessibility codes when properly installed
 - Center drain • Textured bottom
 - 1 1/8" skirt and 1/2" high threshold
- Complete ADA/ANSI compliant package shown in below picture



OUTLOOK PLUS SERIES MODEL

No	Model	Dimensions	Pkg	Approx. weight	Std Color(s)	Non-std Colors
141287-000-XXX	1-piece shower base model 141287-000-XXX Center drain Specify: Standard colors: White (002), Bone (004), Biscuit (007) Non-standard colors: Refer to color chart in this book.	60 X 30 1/4 X 76 5/8 in. 62 7/8 X 33 1/4 X 78 3/4 in. ext.	105 ft ³	195 lb	\$ 906	\$ 1,006

BASE MODEL WITH ADA GRAB BAR

141289-000-XXX	Base model with ADA U-shaped grab bar package 141289-000-XXX Specify: Standard colors: White (002), Bone (004), Biscuit (007) Non-standard colors: Refer to color chart in this book. Package includes : • Base model • 1 x Horizontal U-shaped 27" x 60" x 27" textured Stainless Steel grab bar (factory installed)	60 X 30 1/4 X 76 5/8 in. 62 7/8 X 33 1/4 X 78 3/4 in. ext.	105 ft ³	195 lb	\$ 1,251	\$ 1,351
----------------	--	---	---------------------	--------	-----------------	-----------------

BASE MODEL WITH ADA/ANSI GRAB BAR

141288-000-XXX	Base model with ADA/ANSI L-shaped grab bar package ¹ 141288-R-000-XXX 141288-L-000-XXX R/L hand refers to grab bar positioning. Specify: Standard colors: White (002), Bone (004), Biscuit (007) Non-standard colors: Refer to color chart in this book. Package includes : • Base model • 1 x Horizontal L-shaped 27" x 37" textured Stainless Steel grab bar (factory installed)	60 X 30 1/4 X 76 5/8 in. 62 7/8 X 33 1/4 X 78 3/4 in. ext.	105 ft ³	195 lb	\$ 1,121	\$ 1,221
----------------	---	---	---------------------	--------	-----------------	-----------------

BASE MODEL WITH ADA/ANSI GRAB BAR AND SEAT

141290-000-XXX	Base model with ADA/ANSI L-shaped grab bar & seat package ² 141290-R-000-XXX 141290-L-000-XXX R/L hand refers to grab bar positioning, seat will be installed on opposite side. Specify: Standard colors: White (002), Bone (004), Biscuit (007) Non-standard colors: Refer to color chart in this book. Package includes : • Base model • 1 x Horizontal L-shaped 27" x 37" textured Stainless Steel grab bar (factory installed) • L-shaped fold-up Phenolic White seat (factory installed)	60 X 30 1/4 X 76 5/8 in. 62 7/8 X 33 1/4 X 78 3/4 in. ext.	105 ft ³	195 lb	\$ 1,716	\$ 1,816
----------------	---	---	---------------------	--------	-----------------	-----------------

OPS-6030 (cont'd)

OUTLOOK PLUS SERIES MODEL (CONT'D)

No	Model	Dimensions	Pkg	Approx. weight	Std Color(s)	Non-std Colors
ADA/ANSI COMPLIANT MODEL (WITH SEAT)						
141291-000-XXX	<p>Base model with complete ADA/ANSI package (WITH SEAT) ² 141291-R-000-XXX 141291-L-000-XXX R/L hand refers to grab bar positioning, seat will be installed on opposite side. Specify: Standard colors: White (002), Bone (004), Biscuit (007) Non-standard colors: Refer to color chart in this book.</p> <p>Package includes : • Base model • 1 x Horizontal L-shaped 27" x 37" textured Stainless Steel grab bar (factory installed) • L-shaped fold-up Phenolic White seat (factory installed) • Chrome pressure balance mixing valve and hand shower • 24" Chrome slide bar and 60" hose</p>	<p>60 X 30 1/4 X 76 5/8 in. 62 7/8 X 33 1/4 X 78 3/4 in. ext.</p>	105 ft ³	195 lb	\$ 2,321	\$ 2,421

ADA COMPLIANT MODEL (WITHOUT SEAT)

141292-000-XXX	<p>Base model with complete ADA package (without seat) ³ 141292-000-XXX Specify: Standard colors: White (002), Bone (004), Biscuit (007) Non-standard colors: Refer to color chart in this book.</p> <p>Package includes : • Base model • 1 x Horizontal U-shaped 27" x 60" x 27" textured Stainless Steel grab bar (factory installed) • Chrome pressure balance mixing valve and hand shower • 24" Chrome slide bar and 60" hose</p>	<p>60 X 30 1/4 X 76 5/8 in. 62 7/8 X 33 1/4 X 78 3/4 in. ext.</p>	105 ft ³	195 lb	\$ 1,856	\$ 1,956
----------------	---	--	---------------------	--------	-----------------	-----------------

COMMON OPTIONS

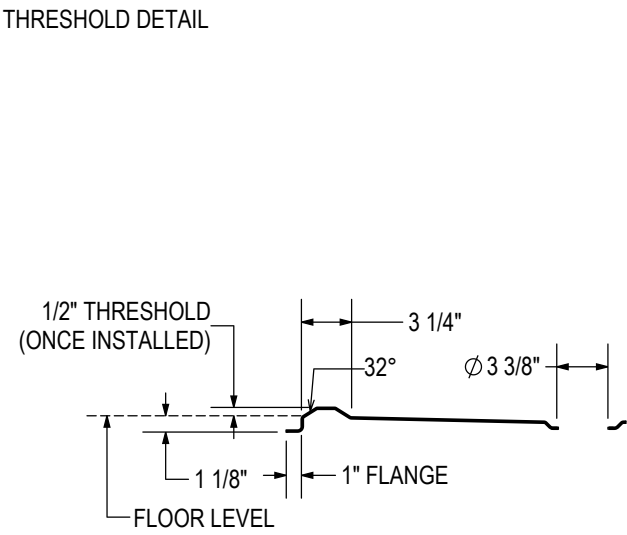
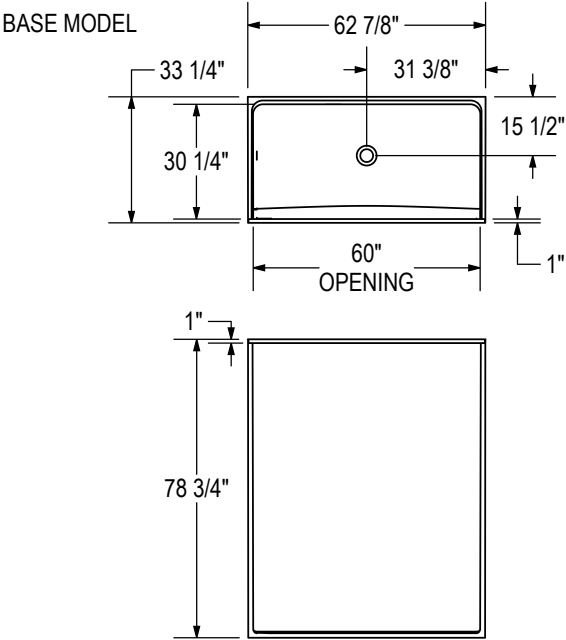
No	Description	Approx. weight	List Price
OPT 20241-084	60 in. Chrome curtain rod (factory installed)	N/A	\$ 75
OPT 20059-084	Chrome recessed soap dish (drilled, not installed)	N/A	\$ 85

ACCESSORIES

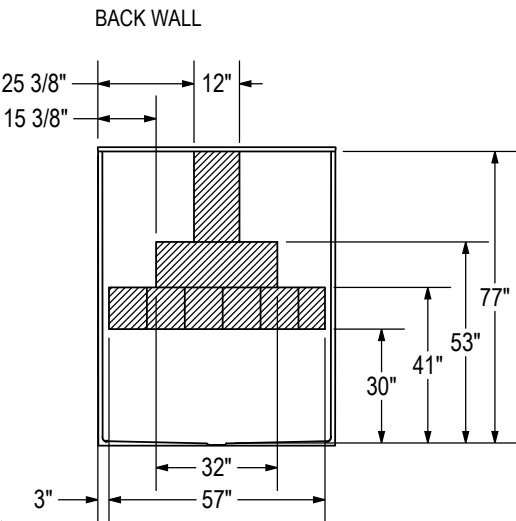
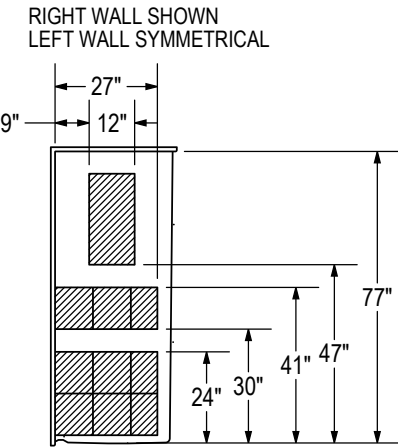
No	Description	Approx. weight	List Price
10000064	Solid Brass drain with Chrome plated Stainless Steel grid (sold separately)	N/A	\$ 35
10020633-002	60 in. White vinyl shower curtain with Stainless Steel hooks (sold separately)	N/A	\$ 110

OPS-6030 (cont'd)

CODE COMPLIANT SHOWER UNITS



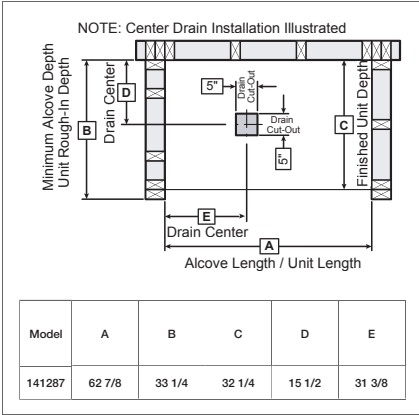
REINFORCEMENT BACKING



All dimensions are approximate. Structure measurements must be verified against the unit to ensure proper fit.

FOOTNOTES - BEFORE ORDERING, PLEASE SPECIFY:

- 1. R/L hand refers to grab bar positioning.
- 2. R/L hand refers to grab bar positioning, seat will be installed on opposite side.
- 3. Please specify R/L valve positioning.



OPS-3636-RS

36" x 36" x 76 5/8" - Gelcoat

- 1-piece transfer shower reinforced according to FHA accessibility requirements
 - Configurable to be compliant with major accessibility codes when properly installed
 - Center drain • Textured bottom
 - 3/4 in. reduced skirt and 1/2 in. high threshold
- Complete ANSI compliant package shown in below picture



OUTLOOK PLUS SERIES MODEL

No	Model	Dimensions	Pkg	Approx. weight	Std Color(s)	Non-std Colors
141321-000-XXX	1-piece shower base model 141321-000-XXX Center Drain Specify: Standard colors: White (002), Bone (004), Biscuit (007) Non-standard colors: Refer to color chart in this book.	36 X 36 X 76 5/8 in. 38 3/4 X 39 X 78 3/8 in ext.	75 ft³	162 lb	\$ 840	\$ 940

BASE MODEL WITH ADA GRAB BAR

141322-000-XXX	Base model with ADA grab bar package ¹ 141322-R-000-XXX 141322-L-000-XXX R/L hand refers to grab bar positioning. Specify: Standard colors: White (002), Bone (004), Biscuit (007) Non-standard colors: Refer to color chart in this book. Package includes : <ul style="list-style-type: none"> • Base model • 1 x Horizontal L-shaped 34 3/8" x 18" textured Stainless Steel grab bar (factory installed) 	36 X 36 X 76 5/8 in. 38 3/4 X 39 X 78 3/8 in. ext.	75 ft³	162 lb	\$ 1,055	\$ 1,155
----------------	--	---	--------	--------	-----------------	-----------------

BASE MODEL WITH ANSI GRAB BARS

141323-000-XXX	Base model with ANSI grab bars package ¹ 141323-R-000-XXX 141323-L-000-XXX R/L hand refers to grab bar positioning. Specify: Standard colors: White (002), Bone (004), Biscuit (007) Non-standard colors: Refer to color chart in this book. Package includes : <ul style="list-style-type: none"> • Base model • 1 x Horizontal L-shaped 34 3/8" x 18" textured Stainless Steel grab bar (factory installed) • 1 x 18" Vertical straight textured Stainless Steel grab bar (factory installed) 	36 X 36 X 76 5/8 in. 38 3/4 X 39 X 78 3/8 in. ext.	75 ft³	162 lb	\$ 1,205	\$ 1,305
----------------	---	---	--------	--------	-----------------	-----------------

BASE MODEL WITH ADA GRAB BAR AND SEAT

141324-000-XXX	Base model with ADA grab bar & seat package ¹ 141324-R-000-XXX 141324-L-000-XXX R/L hand refers to grab bar positioning, seat will be installed on opposite side. Specify: Standard colors: White (002), Bone (004), Biscuit (007) Non-standard colors: Refer to color chart in this book. Package includes : <ul style="list-style-type: none"> • Base model • 1 x Horizontal L-shaped 34 3/8" x 18" textured Stainless Steel grab bar (factory installed) • L-shaped fold-up Phenolic White seat (factory installed) 	36 X 36 X 76 5/8 in. 38 3/4 X 39 X 78 3/8 in. ext.	75 ft³	162 lb	\$ 1,650	\$ 1,750
----------------	--	---	--------	--------	-----------------	-----------------

OPS-3636-RS (cont'd)

OUTLOOK PLUS SERIES MODEL (CONT'D)

No	Model	Dimensions	Pkg	Approx. weight	Std Color(s)	Non-std Colors
BASE MODEL WITH ANSI GRAB BARS AND SEAT						
141325-000-XXX	<p>Base model with ANSI grab bars & seat package ¹ 141325-R-000-XXX 141325-L-000-XXX R/L hand refers to grab bar positioning, seat will be installed on opposite side. Specify: Standard colors: White (002), Bone (004), Biscuit (007) Non-standard colors: Refer to color chart in this book.</p> <p>Package includes : • Base model • 1 x Horizontal L-shaped 34 3/8" x 18" textured Stainless Steel grab bar (factory installed) • 1 x 18" Vertical straight textured Stainless Steel grab bar (factory installed) • L-shaped fold-up Phenolic White seat (factory installed)</p>	<p>36 X 36 X 76 5/8 in.</p> <p>38 3/4 X 39 X 78 3/8 in. ext.</p>	75 ft ³	162 lb	\$ 1,800	\$ 1,900

ADA COMPLIANT MODEL (WITHOUT SEAT)

141326-000-XXX	<p>1-piece shower with ADA compliant package ² 141326-R-000-XXX 141326-L-000-XXX R/L hand refers to grab bar positioning, seat will be installed on opposite side. Specify: Standard colors: White (002), Bone (004), Biscuit (007) Non-standard colors: Refer to color chart in this book.</p> <p>Package includes : • Base model • 1 x Horizontal L shaped 34 3/8" x 18" textured Stainless Steel grab bar(factory installed) • L-shaped fold-up Phenolic White seat (factory installed)</p> <p>• Chrome pressure balance mixing valve with hand shower • 24" Chrome slide bar and 60" hose</p>	<p>36 X 36 X 76 5/8 in.</p> <p>38 3/4 X 39 X 78 3/8 in. ext.</p>	75 ft ³	162 lb	\$ 2,255	\$ 2,355
----------------	---	--	--------------------	--------	-----------------	-----------------

ANSI COMPLIANT MODEL

141327-000-XXX	<p>Base model with complete ANSI package ² 141327-R-000-XXX 141327-L-000-XXX R/L hand refers to grab bar positioning, seat will be installed on opposite side. Specify: Standard colors: White (002), Bone (004), Biscuit (007) Non-standard colors: Refer to color chart in this book.</p> <p>Package includes : • Base model • 1 x Horizontal L-shaped 34 3/8" x 18" textured Stainless Steel grab bar (factory installed) • 1 x 18" Vertical straight textured Stainless Steel grab bar • L-shaped fold-up Phenolic White seat (factory installed)</p> <p>• Chrome pressure balance mixing valve and hand shower • 24" Chrome slide bar and 60" hose</p>	<p>36 X 36 X 76 5/8 in.</p> <p>38 3/4 X 39 X 78 3/8 in. ext.</p>	75 ft ³	162 lb	\$ 2,405	\$ 2,505
----------------	--	--	--------------------	--------	-----------------	-----------------

MASSACHUSETTS COMPLIANT MODEL

141328-000-XXX	<p>Base model with complete Massachusetts package (Meets Massachusetts State code requirements) ² 141328-R-000-XXX 141328-L-000-XXX R/L hand refers to grab bar positioning, seat will be installed on opposite side. Specify: Standard colors: White (002), Bone (004), Biscuit (007) Non-standard colors: Refer to color chart in this book.</p> <p>Package includes : • Base model • 2 x 30" Horizontal straight textured Stainless Steel grab bar (factory installed) • Rectangular fold-up Naugahyde White seat (factory installed) • Chrome pressure balance mixing valve and hand shower • 30" Chrome slide bar and 60" hose</p>	<p>36 X 36 X 76 5/8 in.</p> <p>38 3/4 X 39 X 78 3/8 in. ext.</p>	75 ft ³	162 lb	\$ 2,405	\$ 2,505
----------------	--	--	--------------------	--------	-----------------	-----------------

COMMON OPTIONS

No	Description	Approx. weight	List Price
OPT 10225-084	36" Chrome curtain rod (factory installed)	N/A	\$ 55
OPT 20059-084	Chrome recessed soap dish (drilled, not installed)	N/A	\$ 85

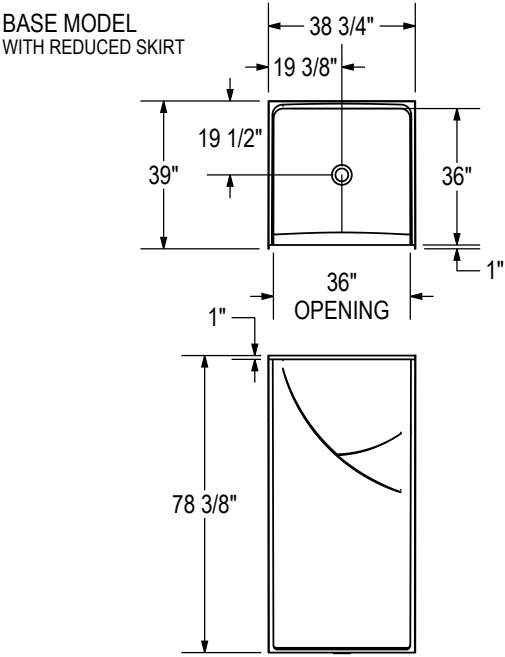
OPS-3636-RS (cont'd)

ACCESSORIES

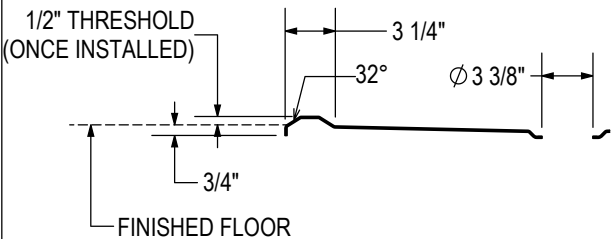
No	Description	Approx. weight	List Price
10020632-002	36" White vinyl shower curtain with Stainless Steel hooks (sold separately)	N/A	\$ 75
10000064	Solid Brass drain with Chrome plated Stainless Steel grid (sold separately)	N/A	\$ 35

OPS-3636-RS (cont'd)

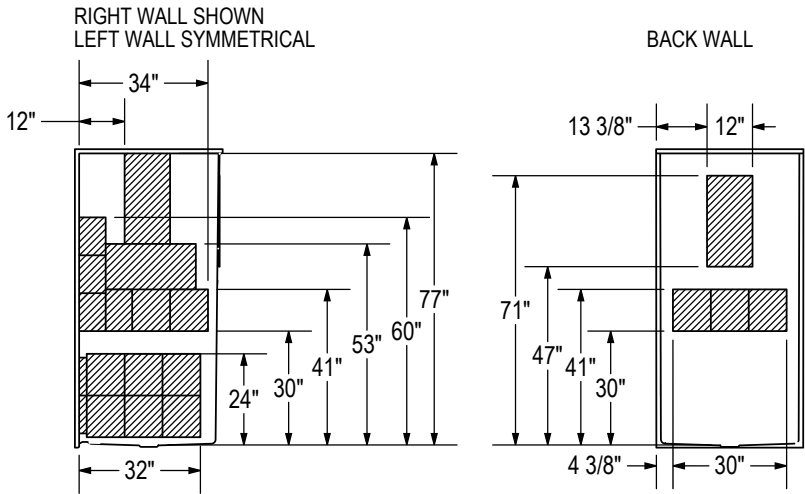
CODE COMPLIANT SHOWER UNITS



THRESHOLD DETAIL (REDUCED SKIRT)



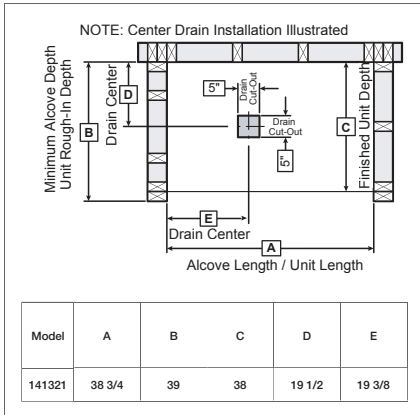
REINFORCEMENT BACKING



All dimensions are approximate. Structure measurements must be verified against the unit to ensure proper fit.

FOOTNOTES - BEFORE ORDERING, PLEASE SPECIFY:

1. R/L hand refers to grab bar positioning.
2. R/L hand refers to grab bar positioning, seat will be installed on opposite side.



OPS-3636

36" x 36" x 76 5/8" - Gelcoat

- 1-piece transfer shower reinforced according to FHA accessibility requirements
 - Configurable to be compliant with major accessibility codes when properly installed
 - Center drain • Textured bottom
 - 1 1/8 in. skirt and 1/2 in. high threshold
- Complete ANSI compliant package shown in below picture



OUTLOOK PLUS SERIES MODEL

No	Model	Dimensions	Pkg	Approx. weight	Std Color(s)	Non-std Colors
141271-000-XXX	1-piece shower base model 141271-000-XXX Center Drain Specify: Standard colors: White (002), Bone (004), Biscuit (007) Non-standard colors: Refer to color chart in this book.	36 X 36 X 76 5/8 in. 38 3/4 X 39 X 78 3/4 in. ext.	75 ft³	162 lb	\$ 798	\$ 898

BASE MODEL WITH ADA GRAB BAR

141272-000-XXX	Base model with ADA grab bar package ¹ 141272-R-000-XXX 141272-L-000-XXX R/L hand refers to grab bar positioning. Specify: Standard colors: White (002), Bone (004), Biscuit (007) Non-standard colors: Refer to color chart in this book. Package includes : <ul style="list-style-type: none"> • Base model • 1 x Horizontal L-shaped 34 3/8" x 18" textured Stainless Steel grab bar (factory installed) 	36 X 36 X 76 5/8 in. 38 3/4 X 39 X 78 3/4 in. ext.	75 ft³	162 lb	\$ 1,013	\$ 1,113
----------------	--	---	--------	--------	-----------------	-----------------

BASE MODEL WITH ANSI GRAB BARS

141273-000-XXX	Base model with ANSI grab bars package ¹ 141273-R-000-XXX 141273-L-000-XXX R/L hand refers to grab bar positioning. Specify: Standard colors: White (002), Bone (004), Biscuit (007) Non-standard colors: Refer to color chart in this book. Package includes : <ul style="list-style-type: none"> • Base model • 1 x Horizontal L-shaped 34 3/8" x 18" textured Stainless Steel grab bar (factory installed) • 1 x 18" Vertical straight textured Stainless Steel grab bar (factory installed) 	36 X 36 X 76 5/8 in. 38 3/4 X 39 X 78 3/4 in. ext.	75 ft³	162 lb	\$ 1,163	\$ 1,263
----------------	---	---	--------	--------	-----------------	-----------------

BASE MODEL WITH ADA GRAB BAR AND SEAT

141274-000-XXX	Base model with ADA grab bar & seat package ¹ 141274-R-000-XXX 141274-L-000-XXX R/L hand refers to grab bar positioning, seat will be installed on opposite side. Specify: Standard colors: White (002), Bone (004), Biscuit (007) Non-standard colors: Refer to color chart in this book. Package includes : <ul style="list-style-type: none"> • Base model • 1 x Horizontal L-shaped 34 3/8" x 18" textured Stainless Steel grab bar (factory installed) • L-shaped fold-up Phenolic White seat (factory installed) 	36 X 36 X 76 5/8 in. 38 3/4 X 39 X 78 3/4 in. ext.	75 ft³	162 lb	\$ 1,608	\$ 1,708
----------------	--	---	--------	--------	-----------------	-----------------

OPS-3636 (cont'd)

OUTLOOK PLUS SERIES MODEL (CONT'D)

No	Model	Dimensions	Pkg	Approx. weight	Std Color(s)	Non-std Colors
BASE MODEL WITH ANSI GRAB BARS AND SEAT						
141275-000-XXX	<p>Base model with ANSI grab bars & seat package ² 141275-R-000-XXX 141275-L-000-XXX R/L hand refers to grab bar positioning, seat will be installed on opposite side. Specify: Standard colors: White (002), Bone (004), Biscuit (007) Non-standard colors: Refer to color chart in this book.</p> <p>Package includes : • Base model • 1 x Horizontal L-shaped 34 3/8" x 18" textured Stainless Steel grab bar (factory installed) • 1 x 18" Vertical straight textured Stainless Steel grab bar (factory installed) • L-shaped fold-up Phenolic White seat (factory installed)</p>	<p>36 X 36 X 76 5/8 in. 38 3/4 X 39 X 78 3/4 in. ext.</p>	75 ft ³	162 lb	\$ 1,758	\$ 1,858

ADA COMPLIANT MODEL (WITHOUT SEAT)

141276-000-XXX	<p>1-piece shower with ADA compliant package ² 141276-R-000-XXX 141276-L-000-XXX R/L hand refers to grab bar positioning, seat will be installed on opposite side. Specify: Standard colors: White (002), Bone (004), Biscuit (007) Non-standard colors: Refer to color chart in this book.</p> <p>Package includes : • Base model • 1 x Horizontal L shaped 34 3/8" x 18" textured Stainless Steel grab bar (factory installed) • L-shaped fold-up Phenolic White seat (factory installed)</p> <p>• Chrome pressure balance mixing valve with hand shower • 24" Chrome slide bar and 60" hose</p>	<p>36 X 36 X 76 5/8 in. 38 3/4 X 39 X 78 3/4 in. ext.</p>	75 ft ³	162 lb	\$ 2,213	\$ 2,313
----------------	--	--	--------------------	--------	-----------------	-----------------

ANSI COMPLIANT MODEL

141277-000-xxx	<p>Base model with complete ANSI package ² 141277-R-000-XXX 141277-L-000-XXX R/L hand refers to grab bar positioning, seat will be installed on opposite side. Specify: Standard colors: White (002), Bone (004), Biscuit (007) Non-standard colors: Refer to color chart in this book.</p> <p>Package includes : • Base model • 1 x Horizontal L-shaped 34 3/8" x 18" textured Stainless Steel grab bar (factory installed) • 1 x 18" Vertical straight textured Stainless Steel grab bar • L-shaped fold-up Phenolic White seat (factory installed)</p> <p>• Chrome pressure balance mixing valve and hand shower with on/off feature • 24" Chrome slide bar and 60" hose</p>	<p>36 X 36 X 76 5/8 in. 38 3/4 X 39 X 78 3/4 in. ext.</p>	75 ft ³	162 lb	\$ 2,363	\$ 2,463
----------------	--	--	--------------------	--------	-----------------	-----------------

MASSACHUSETTS COMPLIANT MODEL

141278-000-XXX	<p>Base model with complete Massachusetts package (Meets Massachusetts State code requirements) ¹ 141278-R-000-XXX 141278-L-000-XXX R/L hand refers to grab bar positioning, seat will be installed on opposite side. Specify: Standard colors: White (002), Bone (004), Biscuit (007) Non-standard colors: Refer to color chart in this book.</p> <p>Package includes : • Base model • 2 x 30" Horizontal straight textured Stainless Steel grab bar (factory installed) • Rectangular fold-up Naugahyde White seat (factory installed) • Chrome pressure balance mixing valve and hand shower • 30" Chrome slide bar and 60" hose</p>	<p>36 X 36 X 76 5/8 in. 38 3/4 X 39 X 78 3/4 in. ext.</p>	75 ft ³	162 lb	\$ 2,363	\$ 2,463
----------------	--	--	--------------------	--------	-----------------	-----------------

COMMON OPTIONS

No	Description	Approx. weight	List Price
OPT 10225-084	36" Chrome curtain rod (factory installed)	N/A	\$ 55
OPT 20059-084	Chrome recessed soap dish (drilled, not installed)	N/A	\$ 85

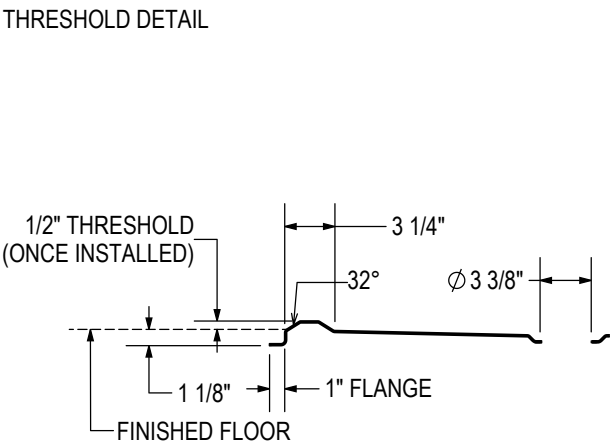
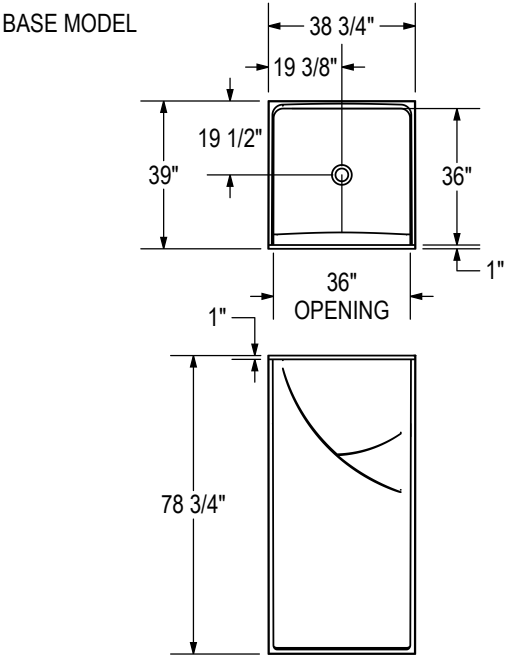
OPS-3636 (cont'd)

ACCESSORIES

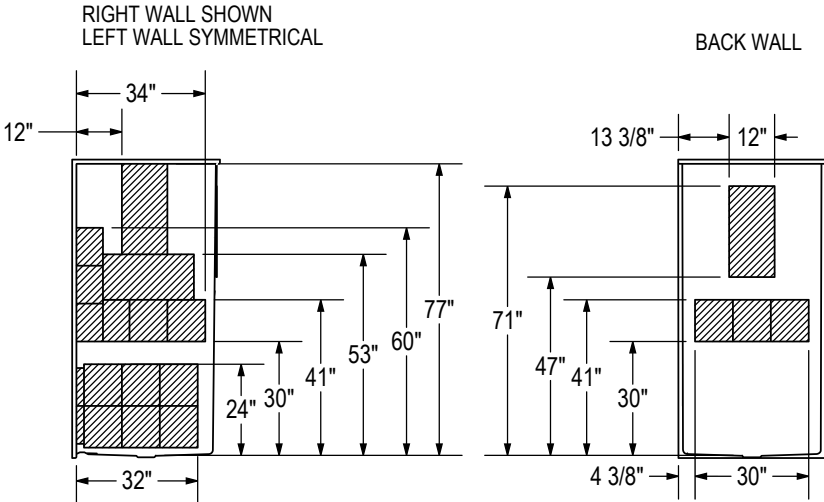
No	Description	Approx. weight	List Price
10000064	Solid Brass drain with Chrome plated Stainless Steel grid (sold separately)	N/A	\$ 35
10020632-002	36" White vinyl shower curtain with Stainless Steel hooks (sold separately)	N/A	\$ 75

OPS-3636 (cont'd)

CODE COMPLIANT SHOWER UNITS



REINFORCEMENT BACKING



All dimensions are approximate. Structure measurements must be verified against the unit to ensure proper fit.

FOOTNOTES - BEFORE ORDERING, PLEASE SPECIFY:

- 1. R/L hand refers to grab bar positioning.
- 2. R/L hand refers to grab bar positioning, seat will be installed on opposite side.

NOTE: Center Drain Installation Illustrated

Model	A	B	C	D	E
141271	38 3/4	39	38	19 1/2	19 3/8



GENERATION+ SERIES



OPS-5634G
SHOWER



Prepare for **tomorrow's needs with today's styles** by choosing our always accessible, easily adaptable **GENERATION+ Series**. Each model accommodates a wide **range of abilities and sensibilities**, intelligently designed to evolve as your needs do.

The **GENERATION+ products** balance your priority of **comfort and peace of mind** with your desire for a modern look that never feels dated. Reinforced walls offer versatility in grab bar and seat placement - **now or in the future**. AKER's vast selection of grab bars, seats and accessories allow you the ability to customize your experience. In addition, the smooth, clean lines beckon you into a **lifetime of clean living**.



AKER **GENERATION +** products aim to promote autonomy while simplifying the user's day to day life. Each model offers a set of options and accessories for a complete customized experience. Homeowners will appreciate how AKER Outlook *plus* performs beautifully. **Options are factory-installed on the units;** whereas accessories are sold separately and therefore, can be ordered after the product is installed.

Consult product pages for the available options and accessories for each of our products.


OPTIONS & ACCESSORIES

Grab Bars



Modern and stylish grab bars, featuring an easy to clean smooth surface. **Straight, Curved** or **Pivot**, available in multiple dimensions, they are ergonomically designed for your safety and comfort. Select the color that suits your style: white, chrome or brushed nickel. They can be factory-installed or purchased separately for future installation.

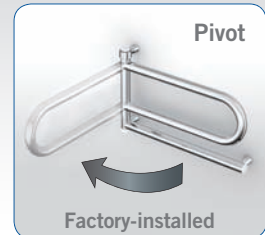
Straight: For horizontal, vertical, side walls or back wall installation.



Curved: Evolve with your reality, each of the 3 sections of the bar have a specific purpose.

Pivot: Pivots at a 180° angle and locks in place for multiple stable and secure assistance positions.

¹ Left-hand shown



Phenolic Fold-Up Shower Seat



AKER's **GENERATION +** rectangular fold-up shower seat is 26" wide and is made with stainless steel frames and Phenolic seat tops available in white or teak. Phenolic is a high quality material that is smooth and non-porous, easy to clean and does not retain bacteria.

This fold-up seat virtually disappears in the shower when you don't need it, but is accessible when you do. All seats are designed and tested to withstand **300 lb** load capacity.



Fold Down Seat



Relax and enjoy the soothing benefits of AKER's **GENERATION +** high quality fold down shower seat made of long-lasting Polyurethane. This seat is 19" wide and has rounded, smooth edges with hinges that allow for a safe and easy side transfer while eliminating discomfort for pressure sensitive bathers.

This minimalist seat comes in white only while fixtures are available in 3 finishes (white, chrome and brushed nickel). AKER shower seats have been designed and tested to support loads up to **300 lb**.





OPTIONS & ACCESSORIES (cont'd)

Phenolic Removable Tub Shower Seat

White



Teak



AKER's **GENERATION +** rectangular removable seat is 29" wide and is made with stainless steel frames and Phenolic seat tops available in white or teak. Phenolic is a high quality material that is smooth and non-porous, easy to clean and does not retain bacteria.


The seat can be placed on the tub for safe and secure transfers or completely removed when not required to optimize space. All seats are designed and tested to withstand **300 lb** load capacity when properly installed.

Faucet Kit



Optimize your shower experience with the Outlook *plus* faucet kit. The kit includes a pressure balance mixing valve, a hand-held shower, a 24" slide bar and a 60" flexible hose. Available in chrome & brushed nickel finishes.

Curtain Rod



Chrome or stainless steel curtain rod factory installed. White vinyl shower curtain sold separately.

Shower Curtain



White anti-bacterial vinyl curtain with stainless steel hooks.

Soap Dish



Functional recessed chrome or white soap dish for optimal showering experience.

Shower Drain



Functional solid brass shower drain with chrome stainless steel grid. Quick caulk-seal feature.

MAAX® SHOWER DOORS

Enjoy the experience

MAAX offers a [wide selection of custom-fit shower door styles](#) that work seamlessly with **GENERATION+** tub shower and shower units.

Consult MAAX website for more information.

www.maax.com



REFERENCE GUIDE : GENERATION + SERIES

GENERATION + TUB SHOWER UNIT

OPTS-6032G-2P

p. 45



57 x 30 x 74

GENERATION + SHOWER UNITS

OPS-6034G

p. 48



59 x 34 x 73

OPS-5634G

p. 51



56 x 34 x 73

OPS-4836G

p. 54



48 x 36 x 76

OPS-3636G

p. 57



36 x 36 x 72

SUMMARY : GENERATION + SERIES

NAME	MODEL	EXTERNAL DIMENSIONS	INTERNAL DIMENSIONS	SKIRT / APRON	THRESHOLD	MATERIAL	# OF PIECES	DRAIN LOCATION	SEATS	FAUCET KIT	GRAB BARS	SOAP DISH	CURTAIN ROD	SHOWER CURTAIN	SHOWER DRAIN	PAGE
GENERATION + TUB SHOWER UNIT																
OPTS-6032G-2P	141302	60 x 33 x 79	57 x 30 x 74	17 3/4"	N/A	Gelcoat	2P	L, R	Opt.	Opt.	Opt./Acc.	Opt.	Opt.	Acc.	N/A	45
GENERATION + SHOWER UNITS																
OPS-6034G	141301	63 x 37 x 76	59 x 34 x 73	2"	0	Gelcoat	1P	Center	Opt.	Opt.	Opt./Acc.	Opt.	Opt.	Acc.	Acc.	48
OPS-5634G	141286	60 x 37 x 76	56 x 34 x 73	2"	0	Gelcoat	1P	Center	Opt.	Opt.	Opt./Acc.	Opt.	Opt.	Acc.	Acc.	51
OPS-4836G	141285	51 x 39 x 79	48 x 36 x 76	1 1/8"	1/2"	Gelcoat	1P	Center	Opt.	Opt.	Opt./Acc.	Opt.	Opt.	Acc.	Acc.	54
OPS-3636G	141284	39 x 39 x 75	36 x 36 x 72	2"	0	Gelcoat	1P	Center	Opt.	Opt.	Opt./Acc.	Opt.	Opt.	Acc.	Acc.	57

OPTS-6032G-2P

56 1/2" x 30 3/8" x 74" - Gelcoat

Water Capacity: Max: 39.6 gal.

- 2-piece tub shower reinforced for customized placement of grab bars and seat
- Optional grab bars, seat & soap dish
- Curtain rod, shower curtain & faucet kit also available
- Right/Left-end drain • Textured bottom
- Above-the-Floor Rough



OUTLOOK PLUS SERIES MODEL

No	Model	Dimensions	Pkg	Approx. weight	Std Color(s)	Non-std Colors
141302-000	Two-piece tub shower base model ¹ 141302-R-000-XXX Right-hand drain 141302-L-000-XXX Left-hand drain R/L hand refers to drain positioning. Specify: Standard colors: White (002), Bone (004), Biscuit (007) Non-standard colors: Refer to color chart in this book.	56 1/2 X 30 3/8 X 74 in. 59 3/4 X 33 X 78 1/2 in. ext.	89.2 ft ³	186 lb	\$ 1,000	\$ 1,200

COMMON OPTIONS

No	Description	Approx. weight	List Price
OPT 20203-XXX	18 in. Modern straight grab bar (factory installed) OPT 20203-VR-XXX Right side wall (vertical) OPT 20203-VL-XXX Left side wall (vertical) OPT 20203-HR-XXX Right side wall (horizontal) OPT 20203-HL-XXX Left side wall (horizontal) Specify color: White (002), Chrome (084), Brushed Nickel (105)	N/A	\$ 140
OPT 20204-XXX	24 in. Modern straight grab bar (factory installed) OPT 20204-VR-XXX Right side wall (vertical) OPT 20204-VL-XXX Left side wall (vertical) OPT 20204-HR-XXX Right side wall (horizontal) ² OPT 20204-HL-XXX Left side wall (horizontal) ² Specify color: White (002), Chrome (084), Brushed Nickel (105)	N/A	\$ 150
OPT 20213-XXX	36 in. Modern straight grab bar (factory installed) OPT 20213-HB-XXX Back wall (horizontal) Specify color: White (002), Chrome (084), Brushed Nickel (105)	N/A	\$ 170
OPT 20214-XXX	42 in. Modern Straight grab bar - (factory installed) OPT 20214-HB-XXX Back wall (horizontal) Specify color: White (002), Chrome (084), Brushed Nickel (105)	N/A	\$ 180
OPT 20239-XXX	37 in. Modern curved grab bar (factory installed) OPT 20239-BR-XXX Right-end (back wall) ³ OPT 20239-BL-XXX Left-end (back wall) ³ Specify color: White (002), Chrome (084), Brushed Nickel (105)	N/A	\$ 280
OPT 20219-XXX	Pivot grab bar (factory installed) OPT 20219-BR-XXX Right-end (back wall) ⁴ OPT 20219-BL-XXX Left-end (back wall) ⁴ Specify color: White (002), Chrome (084), Brushed Nickel (105)	N/A	\$ 985
OPT 20051-XXX	Rectangular removable Phenolic seat ² Specify color: White (002), Teak (185)	N/A	\$ 495
OPT 20236-XXX	Pressure balance mixing valve, hand held shower, 24" slide bar and 60" hose Valve and hand shower are located on drain wall. Specify color: Chrome (084), Brushed Nickel (105)	N/A	\$ 605
OPT 20240-XXX	56 in. Curtain rod (factory installed) Specify color: Chrome (084), Stainless Steel (106)	N/A	\$ 70
OPT 20059-XXX	Recessed soap dish (drilled not installed) Specify color: White (001), Chrome (084)	N/A	\$ 85

OPTS-6032G-2P (cont'd)

ACCESSORIES

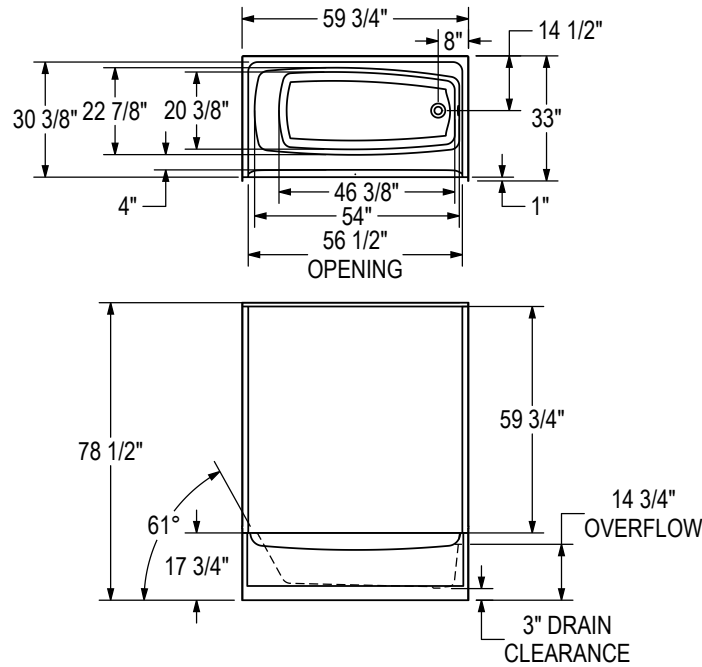
No	Description	Approx. weight	List Price
10020633-002	60 in. White vinyl shower curtain with Stainless Steel hooks (sold separately)	N/A	\$ 110
10029996-XXX	18 in. Modern straight grab bar with flange (front installation) Specify color: White (002), Chrome(084), Brushed Nickel(105)	N/A	\$ 150
10029997-XXX	24 in. Modern straight grab bar with flange (front installation) Specify color: White (002), Chrome(084), Brushed Nickel(105)	N/A	\$ 160
10029999-XXX	36 in. Modern straight grab bar with flange (front installation) Specify color: White (002), Chrome(084), Brushed Nickel(105)	N/A	\$ 180
10030084-XXX	42 in. Modern straight grab bar with flange (front installation) Specify color: White (002), Chrome(084), Brushed Nickel(105)	N/A	\$ 190
10030100-XXX	37 in. Curved left-hand grab bar with flange (front installation) ³ Specify color: White (002), Chrome(084), Brushed Nickel(105)	N/A	\$ 290
10030101-XXX	37 in. Curved right-hand grab bar with flange (front installation) ³ Specify color: White (002), Chrome(084), Brushed Nickel(105)	N/A	\$ 290

DOORS RECOMMENDED WITH THIS PRODUCT. REFER TO MAAX DOOR PRICE BOOK

No	Description
105411-XXX-XXX	Session 2-panel 54 - 59 1/2 in.
105410-XXX-XXX	Polar 2-panel 54 - 59 1/2 in.
105409-XXX-XXX	Mika 2-panel 54 - 59 1/2 in.
105487-XXX-XXX	Session 2-panel 54 - 59 1/2 in.
139398-XXX-XXX	Halo sliding door 56 1/2-59 x 56 in.

OPTS-6032G-2P (cont'd)

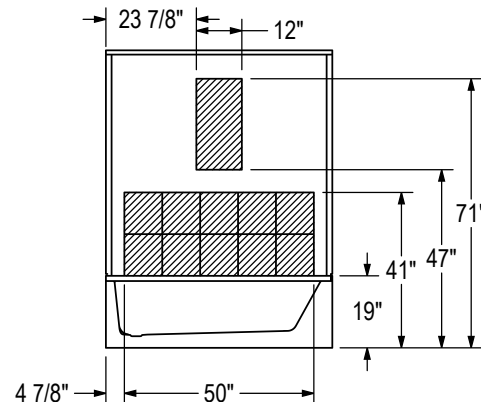
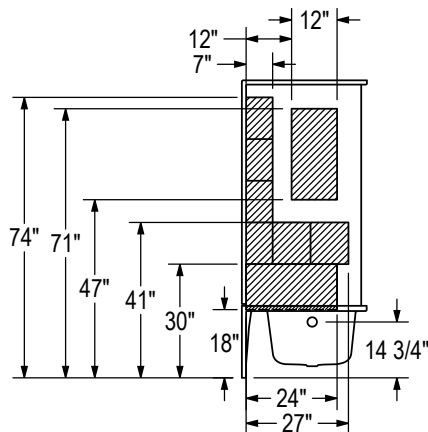
STANDARD MODEL
RIGHT DRAIN SHOWN
LEFT DRAIN SYMMETRICAL



REINFORCEMENT BACKING
RIGHT DRAIN SHOWN
LEFT DRAIN SYMMETRICAL

RIGHT WALL SHOWN
LEFT WALL SYMMETRICAL

BACK WALL

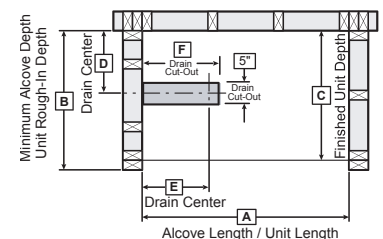


All dimensions are approximate. Structure measurements must be verified against the unit to ensure proper fit.

FOOTNOTES - BEFORE ORDERING, PLEASE SPECIFY:

1. R/L hand refers to drain positioning
2. This option may not allow for door installation. Please verify measurements.
3. R/L Refers to the upper section of the grab bar.
4. R/L Refers to pivot direction.

NOTE: Left End Drain Installation Illustrated



Model	A	B	C	D	E	F
141302	59 3/4"	33"	32"	14 1/2"	8"	10 1/2"

OPS-6034G

59" x 34" x 72 1/2" - Gelcoat

- 1-piece shower reinforced for customized placement of grab bars and seat
- Optional grab bars, seat & soap dish
- Curtain rod, shower curtain, faucet kit and drain also available
- Center drain • Textured bottom



OUTLOOK PLUS SERIES MODEL

No	Model	Dimensions	Pkg	Approx. weight	Std Color(s)	Non-std Colors
141301-000	1-piece shower base model 141301-000-XXX Center drain Specify: Standard colors: White (002), Bone (004), Biscuit (007) Non-standard colors: Refer to color chart in this book.	59 X 34 X 72 1/2 in. 63 X 37 X 75 1/2 in. ext.	101.8 ft ³	200 lb	\$ 889	\$ 989

COMMON OPTIONS

No	Description	Approx. weight	List Price
OPT 20203-XXX	18 in. Modern straight grab bar (factory installed) OPT 20203-VR-XXX Right side wall (vertical) OPT 20203-VL-XXX Left side wall (vertical) Specify color: White (002), Chrome (084), Brushed Nickel (105)	N/A	\$ 140
OPT 20204-XXX	24 in. Modern straight grab bar (factory installed) OPT 20204-VR-XXX Right side wall (vertical) OPT 20204-VL-XXX Left side wall (vertical) OPT 20204-HR-XXX Right side wall (horizontal) OPT 20204-HL-XXX Left side wall (horizontal) Specify color: White (002), Chrome (084), Brushed Nickel (105)	N/A	\$ 150
OPT 20213-XXX	36 in. Modern straight grab bar (factory installed) OPT 20213-HB-XXX Back wall (horizontal) Specify color: White (002), Chrome (084), Brushed Nickel (105)	N/A	\$ 170
OPT 20238-XXX	48 in. Modern straight grab bar (factory installed) OPT 20238-HB-XXX Back Wall (horizontal) Specify color: White (002), Chrome (084), Brushed Nickel (105)	N/A	\$ 190
OPT 20239-XXX	37 in. Modern curved grab bar (factory installed) OPT 20239-BR-XXX Right-end (back wall) ¹ OPT 20239-BL-XXX Left-end (back wall) ¹ Specify color: White (002), Chrome (084), Brushed Nickel (105)	N/A	\$ 280
OPT 20219-XXX	Pivot grab bar (factory installed) OPT 20219-BR-XXX Right-end (back wall) ² OPT 20219-BL-XXX Left-end (back wall) ² Specify color: White (002), Chrome (084), Brushed Nickel (105)	N/A	\$ 985
OPT 20041-XXX	Rectangular 26 in. fold-up Phenolic seat with Stainless Steel frame (factory installed) OPT 20041-R-XXX Right side wall OPT 20041-L-XXX Left side wall Specify color: White (002), Teak (185)	N/A	\$ 595
OPT 20221-XXX	Rectangular 19 in. fold down White Polyurethane seat (factory installed) OPT 20221-R-000-XXX Right side wall OPT 20221-L-000-XXX Left side wall Specify trimming color: White (002), Chrome (084), Brushed Nickel (105)	N/A	\$ 425
OPT 20236-XXX	Pressure balance mixing valve, hand held shower, 24" slide bar and 60" hose OPT 20236-R-000-XXX Right side wall OPT 20236-L-000-XXX Left side wall Specify color: Chrome (084), Brushed Nickel (105)	N/A	\$ 605
OPT 20059-XXX	Recessed soap dish (drilled not installed) Specify color: White (001), Chrome (084)	N/A	\$ 85
OPT 20241-XXX	60 in. Curtain rod (factory installed) Specify color: Chrome (084), Stainless Steel (106)	N/A	\$ 75

OPS-6034G (cont'd)

ACCESSORIES

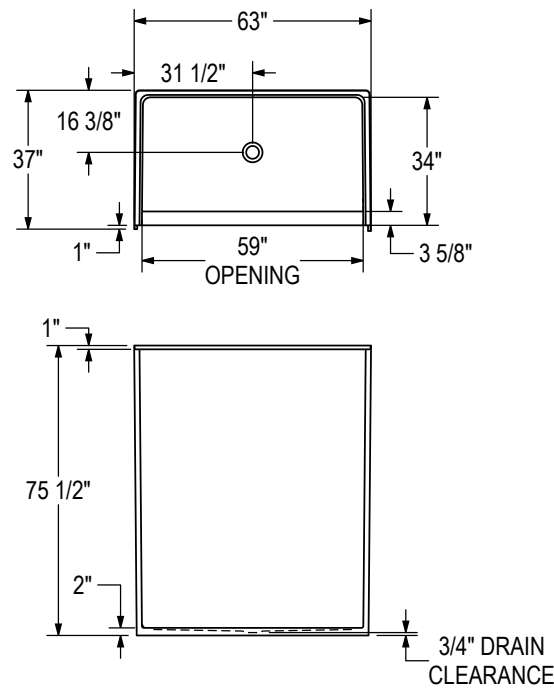
No	Description	Approx. weight	List Price
10000064	Solid Brass drain with Chrome plated Stainless Steel grid (sold separately)	N/A	\$ 35
10020633-002	60 in. White vinyl shower curtain with Stainless Steel hooks (sold separately)	N/A	\$ 110
10029996-XXX	18 in. Modern straight grab bar with flange (front installation) Specify color: White (002), Chrome(084), Brushed Nickel(105)	N/A	\$ 150
10029997-XXX	24 in. Modern straight grab bar with flange (front installation) Specify color: White (002), Chrome(084), Brushed Nickel(105)	N/A	\$ 160
10029999-XXX	36 in. Modern straight grab bar with flange (front installation) Specify color: White (002), Chrome(084), Brushed Nickel(105)	N/A	\$ 180
10030086-XXX	48 in. Modern straight grab bar with flange (front installation) Specify color: White (002), Chrome(084), Brushed Nickel(105)	N/A	\$ 200
10030100-XXX	37 in. Curved left-hand grab bar with flange (front installation) ¹ Specify color: White (002), Chrome(084), Brushed Nickel(105)	N/A	\$ 290
10030101-XXX	37 in. Curved right-hand grab bar with flange (front installation) ¹ Specify color: White (002), Chrome(084), Brushed Nickel(105)	N/A	\$ 290

DOORS RECOMMENDED WITH THIS PRODUCT. REFER TO MAAX DOOR PRICE BOOK

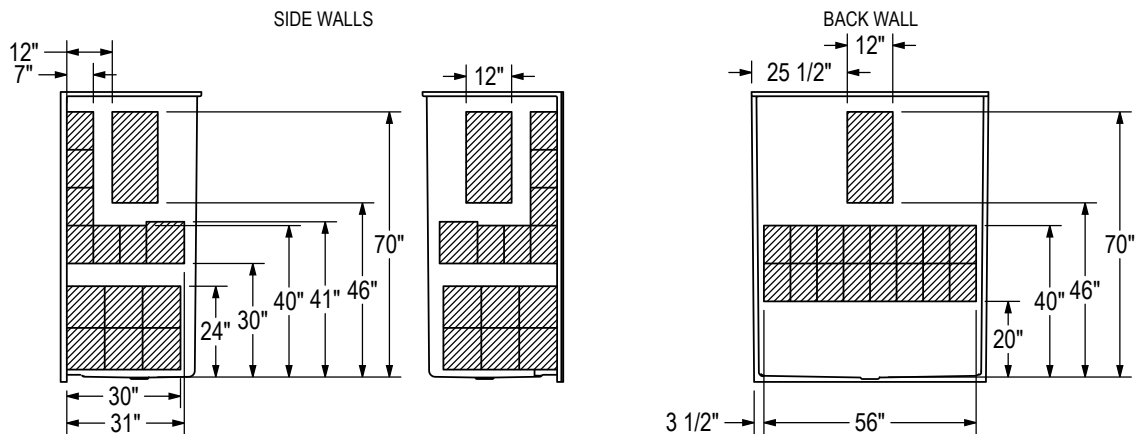
No	Description
136457-XXX-XXX	Kleara® 2-panel 54 1/2 - 57 1/2 in.
105415-XXX-XXX	Session 2-panel 54 - 59 1/2 in.
105488-XXX-XXX	Session 2-panel 54 - 59 1/2 in.
136672-XXX-XXX	Reveal 71 pivot door 56 - 59 x 71 1/2 in. (1422-1499 x 1816 mm)

OPS-6034G (cont'd)

STANDARD MODEL



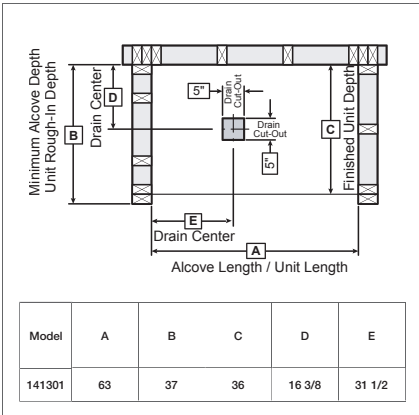
REINFORCEMENT BACKING



All dimensions are approximate. Structure measurements must be verified against the unit to ensure proper fit.

FOOTNOTES - BEFORE ORDERING, PLEASE SPECIFY:

1. R/L Refers to the upper section of the grab bar.
2. R/L Refers to pivot direction.



OPS-5634G

56" x 34" x 72 1/2" - Gelcoat

- 1-piece shower reinforced for customized placement of grab bars and seat
- Optional grab bars, seat & soap dish
- Curtain rod, shower curtain, faucet kit and drain also available
- Center drain • Textured bottom



OUTLOOK PLUS SERIES MODEL

No	Model	Dimensions	Pkg	Approx. weight	Std Color(s)	Non-std Colors
141286-000	1-piece shower base model 141286-000-XXX Center drain Specify: Standard colors: White (002), Bone (004), Biscuit (007) Non-standard colors: Refer to color chart in this book.	56 X 34 X 72 1/2 in. 59 3/4 X 37 X 75 1/2 in. ext.	96.6 ft ³	194 lb	\$ 844	\$ 944

COMMON OPTIONS

No	Description	Approx. weight	List Price
OPT 20203-XXX	18 in. Modern straight grab bar (factory installed) OPT 20203-VR-XXX Right side wall (vertical) OPT 20203-VL-XXX Left side wall (vertical) OPT 20203-HR-XXX Right side wall (horizontal) OPT 20203-HL-XXX Left side wall (horizontal) Specify color: White (002), Chrome (084), Brushed Nickel (105)	N/A	\$ 140
OPT 20204-XXX	24 in. Modern straight grab bar (factory installed) OPT 20204-VR-XXX Right side wall (vertical) OPT 20204-VL-XXX Left side wall (vertical) OPT 20204-HB-XXX Back wall (horizontal) Specify color: White (002), Chrome (084), Brushed Nickel (105)	N/A	\$ 150
OPT 20216-XXX	30 in. Modern straight grab bar - (factory installed) OPT 20216-HB-XXX Back wall (Horizontal) Specify colors: White (002), Chrome (084), Brushed Nickel (105)	N/A	\$ 160
OPT 20217-XXX	32 in. Modern curved grab bar (factory installed) OPT 20217-BR-XXX Right-end (back wall) ¹ OPT 20217-BL-XXX Left-end (back wall) ¹ Specify colors: White (002), Chrome (084), Brushed Nickel (105)	N/A	\$ 260
OPT 20219-XXX	Pivot grab bar (factory installed) OPT 20219-BR-XXX Right-end (back wall) ² OPT 20219-BL-XXX Left-end (back wall) ² Specify color: White (002), Chrome (084), Brushed Nickel (105)	N/A	\$ 985
OPT 20041-XXX	Rectangular 26 in. fold-up Phenolic seat with Stainless Steel frame (factory installed) OPT 20041-R-XXX Right side wall ³ OPT 20041-L-XXX Left side wall ³ Specify color: White (002), Teak (185)	N/A	\$ 595
OPT 20221-XXX	Rectangular 19 in. fold down White Polyurethane seat (factory installed) OPT 20221-R-000-XXX Right side wall OPT 20221-L-000-XXX Left side wall Specify trimming color: White (002), Chrome (084), Brushed Nickel (105)	N/A	\$ 425
OPT 20236-XXX	Pressure balance mixing valve, hand held shower, 24" slide bar and 60" hose OPT 20236-R-000-XXX Right side wall OPT 20236-L-000-XXX Left side wall Specify color: Chrome (084), Brushed Nickel (105)	N/A	\$ 605
OPT 20059-XXX	Recessed soap dish (drilled not installed) Specify color: White (001), Chrome (084)	N/A	\$ 85
OPT 20240-XXX	56 in. Curtain rod (factory installed) Specify color: Chrome (084), Stainless Steel (106)	N/A	\$ 70

OPS-5634G (cont'd)

ACCESSORIES

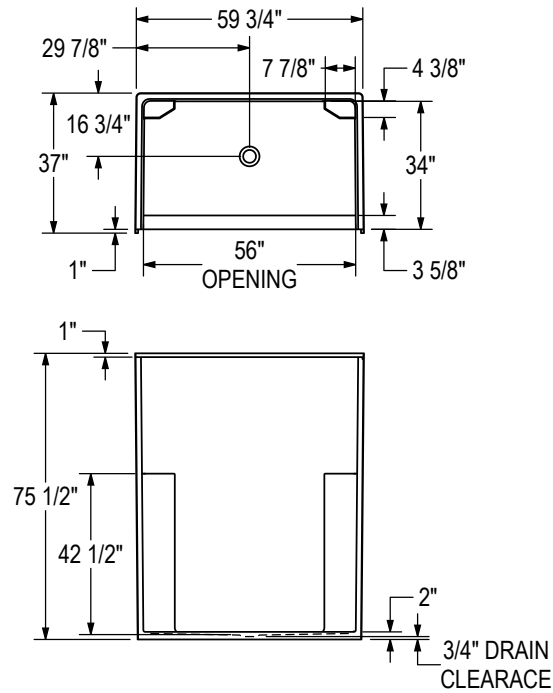
No	Description	Approx. weight	List Price
10000064	Solid Brass drain with Chrome plated Stainless Steel grid (sold separately)	N/A	\$ 35
10020633-002	60 in. White vinyl shower curtain with Stainless Steel hooks (sold separately)	N/A	\$ 110
10029996-XXX	18 in. Modern straight grab bar with flange (front installation) Specify color: White (002), Chrome(084), Brushed Nickel(105)	N/A	\$ 150
10029997-XXX	24 in. Modern straight grab bar with flange (front installation) Specify color: White (002), Chrome(084), Brushed Nickel(105)	N/A	\$ 160
10029998-XXX	30 in. Modern straight grab bar with flange (front installation) Specify color: White (002), Chrome(084), Brushed Nickel(105)	N/A	\$ 170
10030095-XXX	32 in. Curved left-hand grab bar with flange (front installation) ¹ Specify color: White (002), Chrome(084), Brushed Nickel(105)	N/A	\$ 270
10030097-XXX	32 in. Curved right-hand grab bar with flange (front installation) ¹ Specify color: White (002), Chrome(084), Brushed Nickel(105)	N/A	\$ 270

DOORS RECOMMENDED WITH THIS PRODUCT. REFER TO MAAX DOOR PRICE BOOK

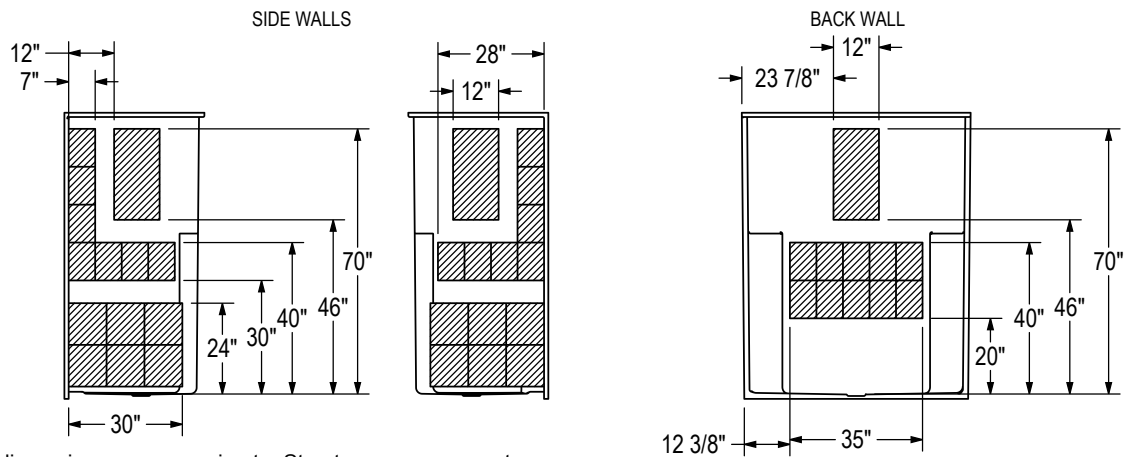
No	Description
136457-XXX-XXX	Kleara® 2-panel 54 1/2 - 57 1/2 in.
105415-XXX-XXX	Session 2-panel 54 - 59 1/2 in.
105412-XXX-XXX	Polar 2-panel 54 - 59 1/2 in.
105488-XXX-XXX	Session 2-panel 54 - 59 1/2 in.
136672-XXX-XXX	Reveal 71 pivot door 56 - 59 x 71 1/2 in. (1422-1499 x 1816 mm)

OPS-5634G (cont'd)

STANDARD MODEL



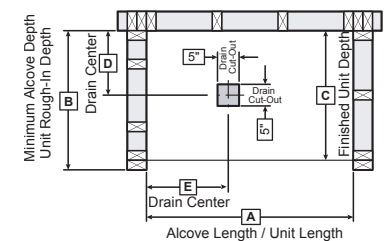
REINFORCEMENT BACKING



All dimensions are approximate. Structure measurements must be verified against the unit to ensure proper fit.

FOOTNOTES - BEFORE ORDERING, PLEASE SPECIFY:

1. R/L Refers to the upper section of the grab bar.
2. R/L Refers to pivot direction.
3. This option may not allow for shower door installation. Please verify measurements.



Model	A	B	C	D	E
141286	59 3/4	37	36	16 3/4	29 7/8

OPS-4836G

48" x 36" x 76 3/8" - Gelcoat

- 1-piece shower reinforced for customized placement of grab bars and seat
- Optional grab bars, seat & soap dish
- Curtain rod, shower curtain, faucet kit and drain also available
- Center drain • Textured bottom



OUTLOOK PLUS SERIES MODEL

No	Model	Dimensions	Pkg	Approx. weight	Std Color(s)	Non-std Colors
141285-000	1-piece shower base model 141285-000-XXX Center drain Specify: Standard colors: White (002), Bone (004), Biscuit (007) Non-standard colors: Refer to color chart in this book.	48 X 36 X 76 3/8 in. 50 1/2 X 39 X 78 1/2 ext.	89.5 ft³	186 lb	\$ 821	\$ 921

COMMON OPTIONS

No	Description	Approx. weight	List Price
OPT 20203-XXX	18 in. Modern straight grab bar (factory installed) OPT 20203-VR-XXX Right side wall (vertical) OPT 20203-VL-XXX Left side wall (vertical) Specify color: White (002), Chrome (084), Brushed Nickel (105)	N/A	\$ 140
OPT 20204-XXX	24 in. Modern straight grab bar (factory installed) OPT 20204-VR-XXX Right side wall (vertical) OPT 20204-VL-XXX Left side wall (vertical) OPT 20204-HR-XXX Right side wall (horizontal) OPT 20204-HL-XXX Left side wall (horizontal) Specify color: White (002), Chrome (084), Brushed Nickel (105)	N/A	\$ 150
OPT 20216-XXX	30 in. Modern straight grab bar - (factory installed) OPT 20216-HB-XXX Back wall (Horizontal) Specify colors: White (002), Chrome (084), Brushed Nickel (105)	N/A	\$ 160
OPT 20213-XXX	36 in. Modern straight grab bar (factory installed) OPT 20213-HB-XXX Back wall (horizontal) Specify color: White (002), Chrome (084), Brushed Nickel (105)	N/A	\$ 170
OPT 20217-XXX	32 in. Modern curved grab bar (factory installed) OPT 20217-BR-XXX Right-end (back wall) ¹ OPT 20217-BL-XXX Left-end (back wall) ¹ Specify colors: White (002), Chrome (084), Brushed Nickel (105)	N/A	\$ 260
OPT 20219-XXX	Pivot grab bar (factory installed) OPT 20219-BR-XXX Right-end (back wall) ² OPT 20219-BL-XXX Left-end (back wall) ² Specify color: White (002), Chrome (084), Brushed Nickel (105)	N/A	\$ 985
OPT 20221-XXX	Rectangular 19 in. fold down White Polyurethane seat (factory installed) OPT 20221-R-000-XXX Right side wall OPT 20221-L-000-XXX Left side wall Specify trimming color: White (002), Chrome (084), Brushed Nickel (105)	N/A	\$ 425
OPT 20041-XXX	Rectangular 26 in. fold-up Phenolic seat with Stainless Steel frame (factory installed) OPT 20041-R-XXX Right side wall OPT 20041-L-XXX Left side wall Specify color: White (002), Teak (185)	N/A	\$ 595
OPT 20243-XXX	48" Curtain rod (factory installed) Specify colors: Chrome (084), Stainless Steel (106)	N/A	\$ 65
OPT 20236-XXX	Pressure balance mixing valve, hand held shower, 24" slide bar and 60" hose OPT 20236-R-000-XXX Right side wall OPT 20236-L-000-XXX Left side wall Specify color: Chrome (084), Brushed Nickel (105)	N/A	\$ 605
OPT 20059-XXX	Recessed soap dish (drilled not installed) Specify color: White (001), Chrome (084)	N/A	\$ 85

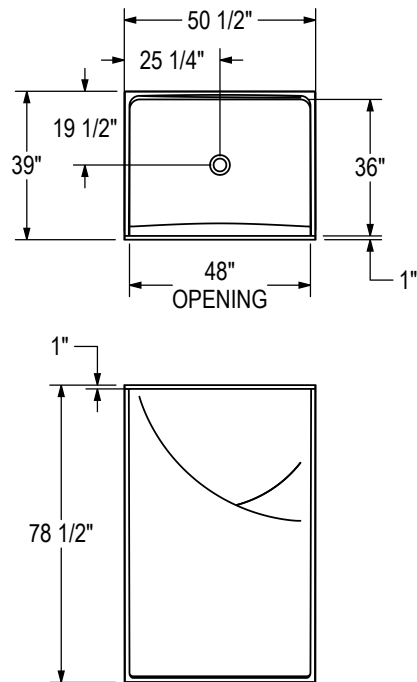
OPS-4836G (cont'd)

ACCESSORIES

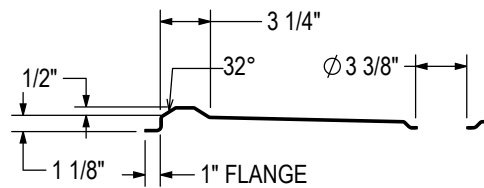
No	Description	Approx. weight	List Price
10029996-XXX	18 in. Modern straight grab bar with flange (front installation) Specify color: White (002), Chrome(084), Brushed Nickel(105)	N/A	\$ 150
10029997-XXX	24 in. Modern straight grab bar with flange (front installation) Specify color: White (002), Chrome(084), Brushed Nickel(105)	N/A	\$ 160
10029998-XXX	30 in. Modern straight grab bar with flange (front installation) Specify color: White (002), Chrome(084), Brushed Nickel(105)	N/A	\$ 170
10029999-XXX	36 in. Modern straight grab bar with flange (front installation) Specify color: White (002), Chrome(084), Brushed Nickel(105)	N/A	\$ 180
10030095-XXX	32 in. Curved left-hand grab bar with flange (front installation) ¹ Specify color: White (002), Chrome(084), Brushed Nickel(105)	N/A	\$ 270
10030097-XXX	32 in. Curved right-hand grab bar with flange (front installation) ¹ Specify color: White (002), Chrome(084), Brushed Nickel(105)	N/A	\$ 270
10000064	Solid Brass drain with Chrome plated Stainless Steel grid (sold separately)	N/A	\$ 35
10007608-002	48 in. White vinyl shower curtain with Stainless Steel Hooks (sold separately)	N/A	\$ 85

OPS-4836G (cont'd)

STANDARD MODEL

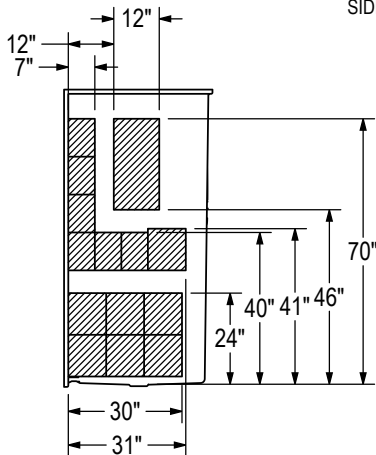


THRESHOLD DETAIL

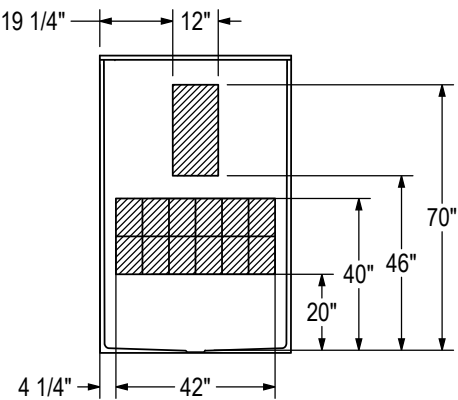


REINFORCEMENT BACKING

SIDE WALLS



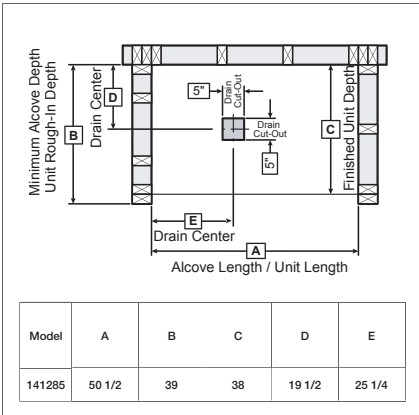
BACK WALL



All dimensions are approximate. Structure measurements must be verified against the unit to ensure proper fit.

FOOTNOTES - BEFORE ORDERING, PLEASE SPECIFY:

1. R/L Refers to the upper section of the grab bar.
2. R/L Refers to pivot direction.



OPS-3636G

36" x 36" x 72 1/4" - Gelcoat

- 1-piece shower reinforced for customized placement of grab bars and seat
- Optional grab bars, seat & soap dish
- Curtain rod, shower curtain, faucet kit and drain also available
- Center drain • Textured bottom • Integrated shelf



OUTLOOK PLUS SERIES MODEL

No	Model	Dimensions	Pkg	Approx. weight	Std Color(s)	Non-std Colors
141284-000-XXX	1-piece shower base model 141284-R-000-XXX Right Shelf position, Center drain 141284-L-000-XXX Left Shelf position, Center drain Specify: Standard colors: White (002), Bone (004), Biscuit (007) Non-standard colors: Refer to color chart in this book.	36 X 36 X 72 1/4 in. 38 1/2 X 38 3/4 X 75 1/4 in. ext.	64.5 ft ³	162 lb	\$ 798	\$ 898

COMMON OPTIONS

No	Description	Approx. weight	List Price
OPT 20203-XXX	18 in. Modern straight grab bar (factory installed) OPT 20203-VR-XXX Right side wall (vertical) OPT 20203-VL-XXX Left side wall (vertical) Specify color: White (002), Chrome (084), Brushed Nickel (105)	N/A	\$ 140
OPT 20204-XXX	24 in. Modern straight grab bar (factory installed) OPT 20204-VR-XXX Right side wall (vertical) OPT 20204-VL-XXX Left side wall (vertical) OPT 20204-HR-XXX Right side wall (horizontal) OPT 20204-HL-XXX Left side wall (horizontal) OPT 20204-HB-XXX Back wall (horizontal) Specify color: White (002), Chrome (084), Brushed Nickel (105)	N/A	\$ 150
OPT 20218-XXX	23 in. Modern curved grab bar - (factory installed) OPT 20218-BR-XXX Right-end (back wall) ¹ OPT 20218-BL-XXX Left-end (back wall) ¹ Specify colors: White (002), Chrome (084), Brushed Nickel (105)	N/A	\$ 240
OPT 20221-XXX	Rectangular 19 in. fold down White Polyurethane seat (factory installed opposite shelf) Specify trimming color: White (002), Chrome (084), Brushed Nickel (105)	N/A	\$ 425
OPT 20041-XXX	26 in. rectangular fold up Phenolic seat with Stainless Steel frame (factory installed opposite shelf) Specify color: White (002), Teak (185)	N/A	\$ 595
OPT 10225-XXX	36" Curtain rod (factory installed) Specify color: Chrome (084), Stainless Steel (106)	N/A	\$ 55
OPT 20236-XXX	Pressure balance mixing valve, hand held shower, 24" slide bar and 60" hose (factory installed on shelf side) Specify color: Chrome (084), Brushed Nickel (105)	N/A	\$ 605
OPT 20059-XXX	Recessed soap dish (drilled not installed) Specify color: White (001), Chrome (084)	N/A	\$ 85

ACCESSORIES

No	Description	Approx. weight	List Price
10029996-XXX	18 in. Modern straight grab bar with flange (front installation) Specify color: White (002), Chrome (084), Brushed Nickel (105)	N/A	\$ 150
10029997-XXX	24 in. Modern straight grab bar with flange (front installation) Specify color: White (002), Chrome (084), Brushed Nickel (105)	N/A	\$ 160
10030093-XXX	23 in. Curved left-hand grab bar with flange (front installation) Specify color: White (002), Chrome (084), Brushed Nickel (105)	N/A	\$ 250
10030094-XXX	23 in. Curved right-hand grab bar with flange (front installation) Specify color: White (002), Chrome (084), Brushed Nickel (105)	N/A	\$ 250
10000064	Solid Brass drain with Chrome plated Stainless Steel grid (sold separately)	N/A	\$ 35
10020632-002	36" White vinyl shower curtain with Stainless Steel hooks (sold separately)	N/A	\$ 75

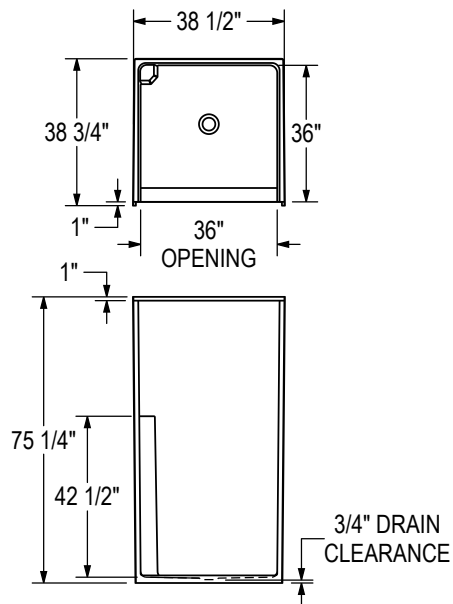
OPS-3636G (cont'd)

DOORS RECOMMENDED WITH THIS PRODUCT. REFER TO **MAAX** DOOR PRICE BOOK

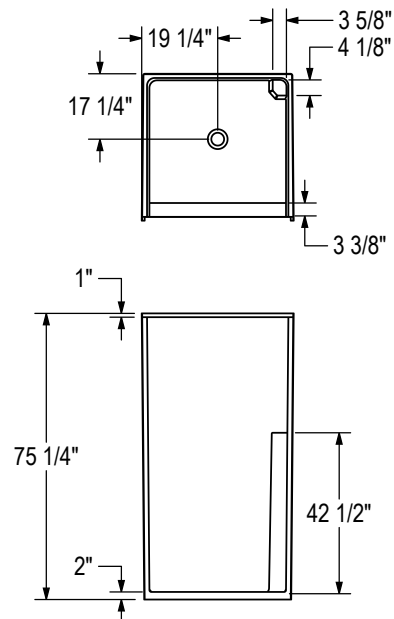
No	Description
136435-XXX-XXX	Pivolok Deluxe 1-panel 32 1/2 - 37 in.
105418-XXX-XXX	Madono 1-panel 34 1/2 - 36 1/2 in.
105486-XXX-XXX	Alexa® 1-panel 34 1/2 - 36 1/2 in.

OPS-3636G (cont'd)

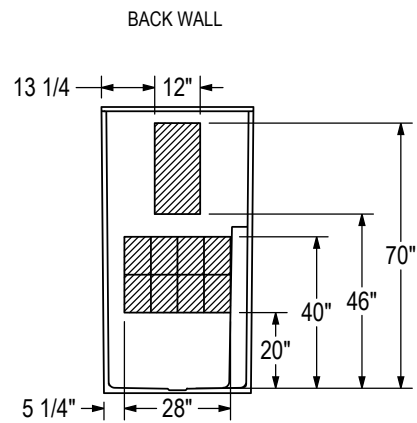
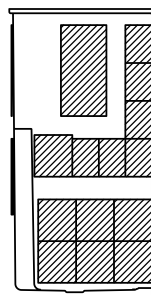
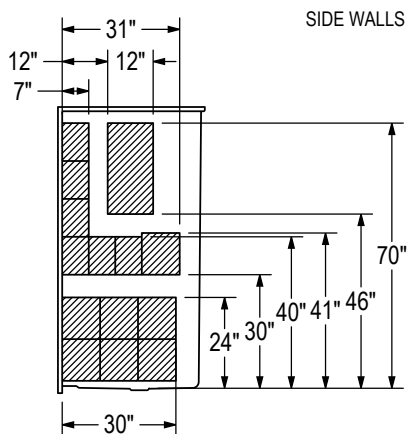
STANDARD LEFT SHELF MODEL



STANDARD RIGHT SHELF MODEL



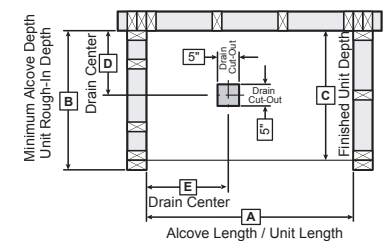
REINFORCEMENT BACKING
LEFT SHELF MODEL SHOWN
RIGHT SHELF MODEL SYMMETRICAL



All dimensions are approximate. Structure measurements must be verified against the unit to ensure proper fit.

FOOTNOTES - BEFORE ORDERING, PLEASE SPECIFY:

1. R/L Refers to the upper section of the grab bar.



Model	A	B	C	D	E
141284	38 1/2"	38 3/4"	37 3/8"	17 1/4"	19 1/4"

Recommended: **MAAX**® SHOWER DOORS WITH AKER **Outlook** *plus*™ units.

Why choose **MAAX**® shower doors:

- ✓ **Worry-Free Experience**
- ✓ **Lasting Elegance**
- ✓ **10-year warranty**

KEY FEATURES AT A GLANCE




Glass Thickness

The thickness of the glass affects the overall look, feel, stability and price of a shower door. MAAX shower doors are made of first quality tempered glass and come in a variety of thicknesses: 1/4" (6 mm), 5/16" (8 mm) and 3/8" (10 mm). Choose the right thickness for the right look at the right price.




Sure Glide System

Sure-Glide track system and bottom door guides make operating your shower panels easy. They are easy to clean and minimize deposits and soap residue.



Clip and Push System

Many MAAX shower doors are equipped with easy to unclip bottom door rollers to simplify maintenance. Simply unclip, slightly push the door panel and clean away!



Reversible Header

Selected MAAX slider door headers are reversible which allow you to choose between two designs. Header styles may vary per door model.



EZ Kleen® Track System

MAAX doors are easy to clean. The rollers are designed to be removed easily, which makes it simple to clean. On specified alcove sliding doors, the EZ Kleen® track system is offered.



COLOR CHART

Panel Finishes (Tempered Glass)




CLEAR (900)



CORINTO (920)



COTTAGE GATE (922)



DESIGN #49 (949)



DESIGN #53 (953)




GRAIN (954)



FROSTED VINE (961)




WHITE VINE (964)



HAMMER (965)



RAINDROP (970)



MISTELITE (981)



FROST (986)



MIRROR (-)

Note: Not all panel finishes are available for all door models and sizes.

Aluminum Frame Finishes



WHITE (001)-(003)



CHROME (084)



NICKEL (105)



MAT SILVER (170)




SATIN NICKEL (171)



DARK BRONZE (172)

Note: Not all aluminum frame are available for all door models and sizes.

For more information, please consult **MAAX**® Shower Doors Price List.



MAAX® SHOWER DOORS WITH **OUTLOOK plus** UNITS

TUB SHOWER DOORS

Halo NEW



8 **5/16**
MM IN.


60 x 57 IN.

Door Opening
2-PANEL SLIDER

Frame Finish
(084)

Panel Finish
CLEAR (900)

Mika
2-Panel



EZ


54-59 1/2 x 55 1/2 IN.

Door Opening
2-PANEL SLIDER

Frame Finish
(170)

Panel Finish
HAMMER (965)

Polar
2-Panel



EZ


54-59 1/2 x 57 3/8 IN.

Door Opening
2-PANEL SLIDER

Frame Finish
(084) (171)

Panel Finish
RAINDROP (970)

Session
2-Panel



6 **1/4** **RH** **EZ**
MM IN.

54-59 1/2 x 57 3/8 IN.


Door Opening
2-PANEL SLIDER

Frame Finish
(084) (171) (172)

Panel Finish
CLEAR (900)

ALCOVE SHOWER DOORS

Alexa
1-Panel



10 **3/8**
MM IN.

24 1/2 - 26 1/2 x 67 IN.
28 1/2 - 30 1/2 x 67 IN.
31 1/2 - 33 1/2 x 67 IN.
34 1/2 - 36 1/2 x 67 IN.

Door Opening
1-PANEL PIVOT

Frame Finish
(084)

Panel Finish
CLEAR (900)

Kleara
2-Panel



6 **1/4**
MM IN.


33 1/2 - 36 1/2 x 69 IN.
36 1/2 - 39 1/2 x 69 IN.
39 1/2 - 42 1/2 x 69 IN.
42 1/2 - 45 1/2 x 69 IN.
45 1/2 - 48 1/2 x 69 IN.
48 1/2 - 51 1/2 x 69 IN.
51 1/2 - 54 1/2 x 69 IN.
54 1/2 - 57 1/2 x 69 IN.
57 1/2 - 60 1/2 x 69 IN.

Door Opening
2-PANEL PIVOT

Frame Finish
(084) (105)

Panel Finish
CLEAR (900)
MISTELITE (981)

Madono
1-Panel



6 **1/4**
MM IN.

24 1/2 - 26 1/2 x 67 IN.
28 1/2 - 30 1/2 x 67 IN.
31 1/2 - 33 1/2 x 67 IN.
34 1/2 - 36 1/2 x 67 IN.

Door Opening
1-PANEL PIVOT

Frame Finish
(084)

Panel Finish
CLEAR (900)

Pivolo Deluxe
1-Panel



28-32 1/2 x 64 1/2 IN.
32 1/2-37 x 64 1/2 IN.

Door Opening
1-PANEL PIVOT

Frame Finish
(001) (084)

Panel Finish
CLEAR (900)
DESIGN #49 (949)
RAINDROP (970)
HAMMER (965)

Polar
2-Panel



EZ

42-47 1/2 x 68 IN.
54-59 1/2 x 68 IN.

Door Opening
2-PANEL SLIDER

Frame Finish
(084) (171)

Panel Finish
RAINDROP (970)

Reveal NEW



8 **5/16**
MM IN.

48 x 71 1/2 IN.
48 x 75 IN.
60 x 71 1/2 IN.
60 x 75 IN.


Door Opening
2-PANEL PIVOT
Reversible left or right installation

UNIQUE PATENT HINGE

Frame Finish
(084)

Panel Finish
CLEAR (900)

Session
2-Panel



6 **1/4** **RH** **EZ**
MM IN.

42-47 1/2 x 71 IN.
54-59 1/2 x 71 IN.

Door Opening
2-PANEL SLIDER

Frame Finish
(084) (171) (172)

Panel Finish
CLEAR (900)

List of Accessories

GRAB BARS

No	MODERN STYLE GRAB BARS WITHOUT FLANGE ¹	List Price
10028764-XXX	18 in. Modern Straight Grab Bar Specify colors: White (002), Chrome (084), Brushed Nickel (105)	\$ 140
10028765-XXX	24 in. Modern Straight Grab Bar Specify colors: White (002), Chrome (084), Brushed Nickel (105)	\$ 150
10029248-XXX	30 in. Modern Straight Grab Bar Specify colors: White (002), Chrome (084), Brushed Nickel (105)	\$ 160
10029983-XXX	36 in. Modern Straight Grab Bar Specify colors: White (002), Chrome (084), Brushed Nickel (105)	\$ 170
10029984-XXX	42 in. Modern Straight Grab Bar Specify colors: White (002), Chrome (084), Brushed Nickel (105)	\$ 180
10029985-XXX	48 in. Modern Straight Grab Bar Specify colors: White (002), Chrome (084), Brushed Nickel (105)	\$ 190
10029251-XXX (LH) 10029252-XXX (RH)	23 in. Modern Curved Grab Bar Specify colors: White (002), Chrome (084), Brushed Nickel (105)	\$ 240
10029253-XXX (LH) 10029254-XXX (RH)	32 in. Modern Curved Grab Bar Specify colors: White (002), Chrome (084), Brushed Nickel (105)	\$ 260
10029986-XXX (LH) 10029987-XXX (RH)	37 in. Modern Curved Grab Bar Specify colors: White (002), Chrome (084), Brushed Nickel (105)	\$ 280
10029288-XXX	Pivot Grab Bar Specify colors: White (002), Chrome (084), Brushed Nickel (105)	\$ 985
No	TRADITIONAL STYLE GRAB BARS WITHOUT FLANGE ¹	List Price
10029840-106	27" x 37" Horizontal L-Shaped Grab Bar in Textured Stainless Steel	\$ 225
10020338-106	34" x 18" Horizontal L-Shaped Grab Bar in Textured Stainless Steel	\$ 195
10029841-106	37" x 33" Horizontal L-Shaped Grab Bar in Textured Stainless Steel	\$ 235
No	MODERN STYLE GRAB BARS WITH FLANGES FOR FRONT INSTALLATION ²	List Price
10029996-XXX	18 in. Modern Straight Grab Bar with Flange (front installation) Specify colors: White (002), Chrome (084), Brushed Nickel (105)	\$ 150
10029997-XXX	24 in. Modern Straight Grab Bar with Flange (front installation) Specify colors: White (002), Chrome (084), Brushed Nickel (105)	\$ 160
10029998-XXX	30 in. Modern Straight Grab Bar with Flange (front installation) Specify colors: White (002), Chrome (084), Brushed Nickel (105)	\$ 170
10029999-XXX	36 in. Modern Straight Grab Bar with Flange (front installation) Specify colors: White (002), Chrome (084), Brushed Nickel (105)	\$ 180
10030084-XXX	42 in. Modern Straight Grab Bar with Flange (front installation) Specify colors: White (002), Chrome (084), Brushed Nickel (105)	\$ 190
10030086-XXX	48 in. Modern Straight Grab Bar with Flange (front installation) Specify colors: White (002), Chrome (084), Brushed Nickel (105)	\$ 200
10030093-XXX (LH) 10030094-XXX (RH)	23 in. Modern Curved Grab Bar with Flange (front installation) Specify colors: White (002), Chrome (084), Brushed Nickel (105)	\$ 250
10030095-XXX (LH) 10030097-XXX (RH)	32 in. Modern Curved Grab Bar with Flange (front installation) Specify colors: White (002), Chrome (084), Brushed Nickel (105)	\$ 270
10030100-XXX (LH) 10030101-XXX (RH)	37 in. Modern Curved Grab Bar with Flange (front installation) Specify colors: White (002), Chrome (084), Brushed Nickel (105)	\$ 290

List of Accessories

SEATS

No	SEATS	List Price
10028917-XXX	Rectangular Fold-Down White Polyurethane Seat Specify trimming colors: White (002), Chrome (084), Brushed Nickel (105)	\$ 425
10020368-XXX	Rectangular Fold-Up Phenolic Seat with Stainless Steel Frame Specify seat colors: White (002), Teak (185)	\$ 595
10020535-XXX	Rectangular Removable Phenolic Seat Specify seat colors: White (002), Teak (185)	\$ 495

FAUCETS

No	FAUCET KITS	List Price
10031718-XXX	Pressure Balance Mixing Valve & Hand-Held Shower, 24" Slide Bar and 60" Hose Specify colors: Chrome (084), Brushed Nickel (105)	\$ 605
10031719-084	Pressure Balance Mixing Valve & Hand-Held Shower, 36" Slide Bar and 60" Hose Specify colors: Chrome (084)	\$ 640

CURTAIN RODS AND CURTAINS

No	CURTAIN RODS	List Price
10032510-084	Curtain Rod for OPTS-6032 in Chrome	\$ 70
10032244-084	Curtain Rod for OPS-6030, OPS-6030-RS, OPS-6036 & OPS-6036-RS in Chrome	\$ 75
10023161-084	Curtain Rod for OPS-3636 & OPS-3636-RS in Chrome	\$ 55
10023162-XXX	Curtain Rod for OPTS-6032G-2P Specify colors: Chrome (084), Stainless Steel (106)	\$ 70
10032243-XXX	Curtain Rod for OPS-6034G Specify colors: Chrome (084), Stainless Steel (106)	\$ 75
10032242-XXX	Curtain Rod for OPS-5634G Specify colors: Chrome (084), Stainless Steel (106)	\$ 70
10032241-XXX	Curtain Rod for OPS-4836G Specify colors: Chrome (084), Stainless Steel (106)	\$ 65
10032511-XXX	Curtain Rod for OPS-3636G Specify colors: Chrome (084), Stainless Steel (106)	\$ 55
No	CURTAIN	List Price
10020632-002	36" White Vinyl Shower Curtain with Stainless Steel Hooks	\$ 75
10007608-002	48" White Vinyl Shower Curtain with Stainless Steel Hooks	\$ 85
10020633-002	60" White Vinyl Shower Curtain with Stainless Steel Hooks	\$ 110
No	OTHER	List Price
10000012-XXX	Recessed Soap Dish Specify color: White (001), Chrome (084)	\$ 85
10000064	Solid Brass Drain with Chrome Stainless Steel Grid	\$ 35

1. Rear access grab bar installation. Must be secured onto unit prior to alcove unit insert.
2. Front grab bar installation. Can be secured after alcove unit insert.

TECHNICAL DRAWINGS

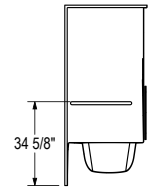
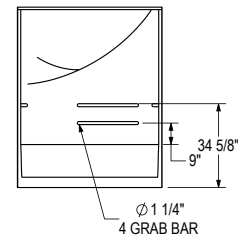
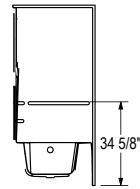
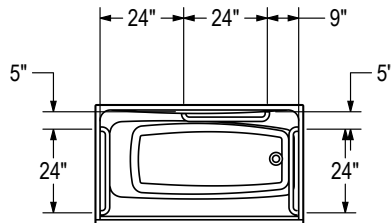


OPTS-6032 TUB SHOWER

CONFIGURATIONS

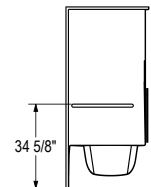
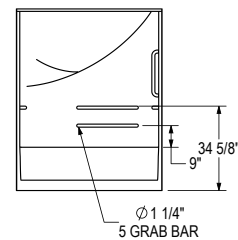
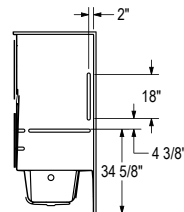
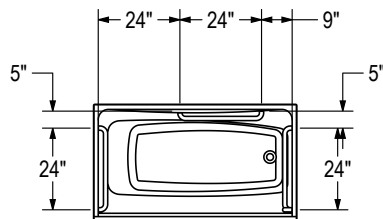
141310 - BASE MODEL WITH ADA GRAB BAR PACKAGE

Right side shown | Left side symmetrical



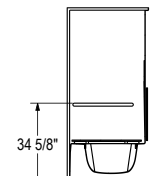
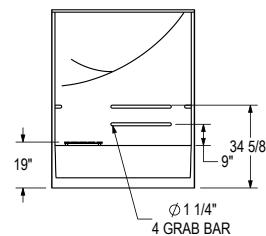
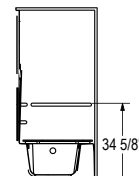
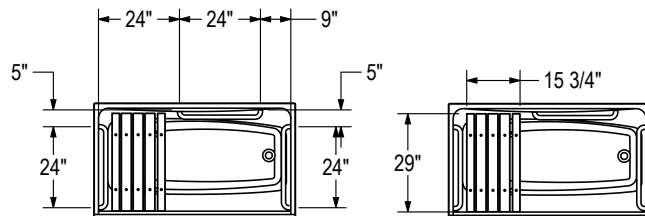
141311 - BASE MODEL WITH ANSI GRAB BAR PACKAGE

Right side shown | Left side symmetrical



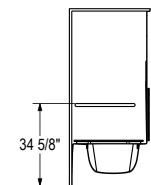
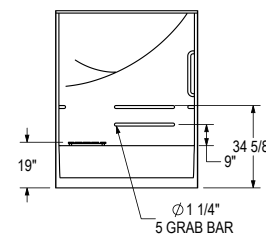
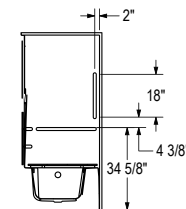
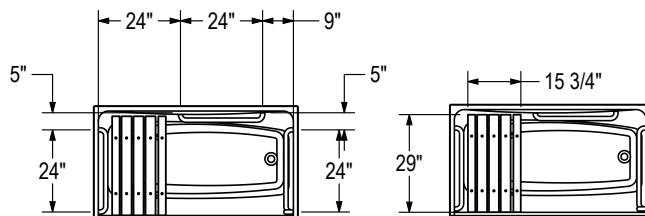
141312 - BASE MODEL WITH ADA GRAB BAR & SEAT PACKAGE

Right side shown | Left side symmetrical



141313 - BASE MODEL WITH ANSI GRAB BAR & SEAT PACKAGE

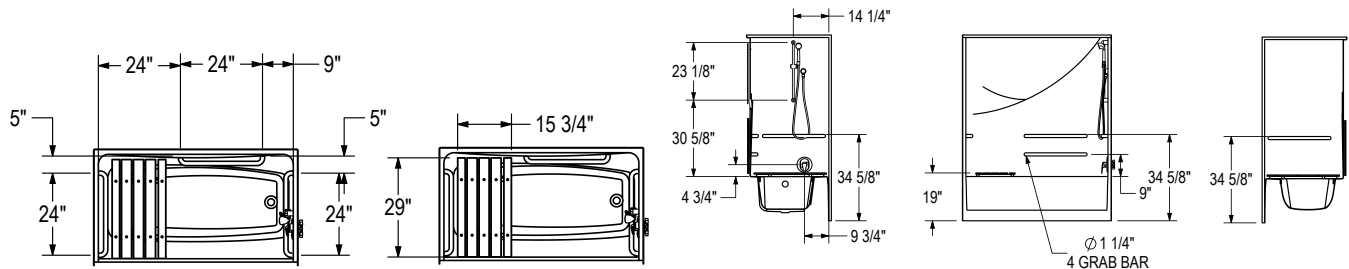
Right side shown | Left side symmetrical



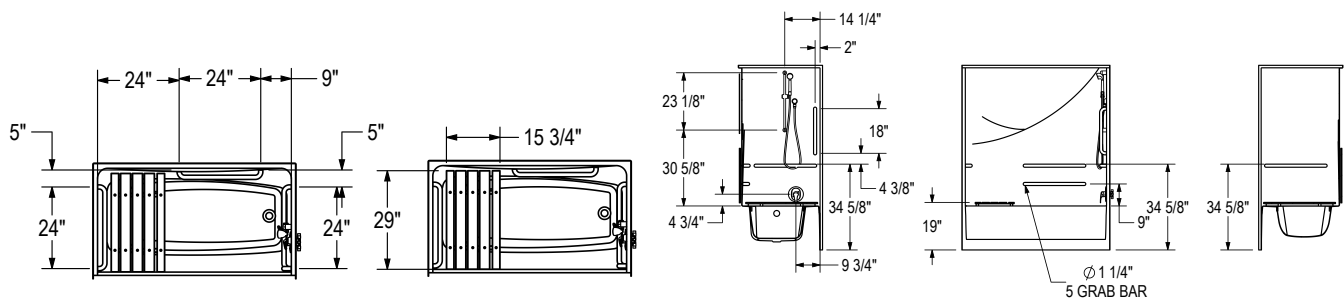
All dimensions are approximate.
Structure measurements must be verified against the unit to ensure proper fit.

**OPTS-6032 TUB SHOWER (cont'd)****CONFIGURATIONS****141314 - BASE MODEL WITH COMPLETE ADA PACKAGE**

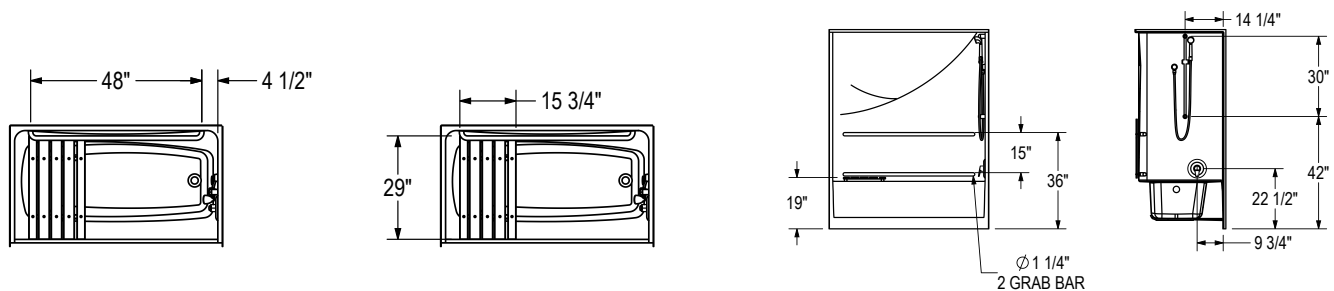
Right side shown | Left side symmetrical

**141315 - BASE MODEL WITH COMPLETE ANSI PACKAGE**

Right side shown | Left side symmetrical

**141316 - BASE MODEL WITH COMPLETE MASSACHUSETTS PACKAGE**

Right side shown | Left side symmetrical



All dimensions are approximate.
Structure measurements must be verified against the unit to ensure proper fit.

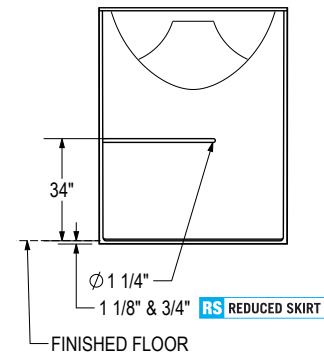
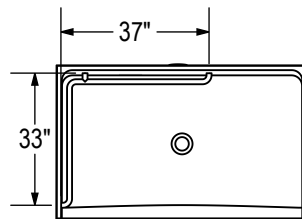


OPS-6036-RS / OPS-6036 ROLL-IN SHOWER

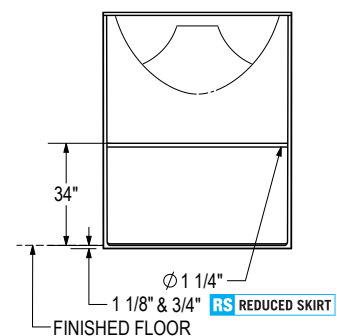
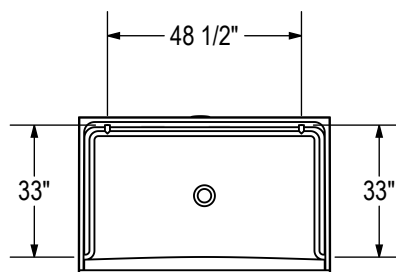
CONFIGURATIONS

RS 141337 BASE MODEL WITH ADA/ANSI L-SHAPED GRAB BAR PACKAGE

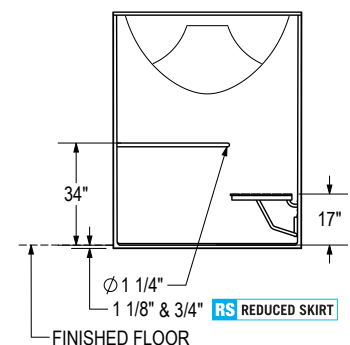
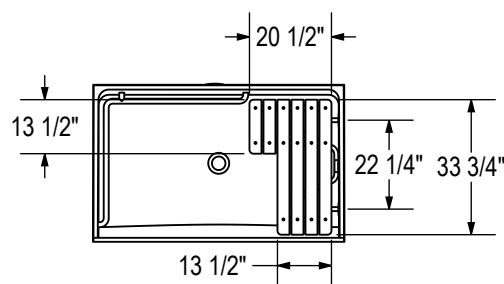
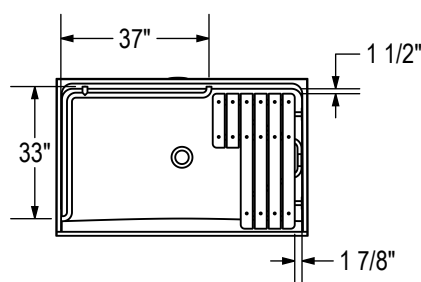
141295 Left side shown | Right side symmetrical

**RS 141338** BASE MODEL WITH ADA U-SHAPED GRAB BAR PACKAGE

141296

**RS 141339** BASE MODEL WITH ADA/ANSI L-SHAPED GRAB BAR & SEAT PACKAGE

141297 Left side shown | Right side symmetrical



All dimensions are approximate.
Structure measurements must be verified against the unit to ensure proper fit.

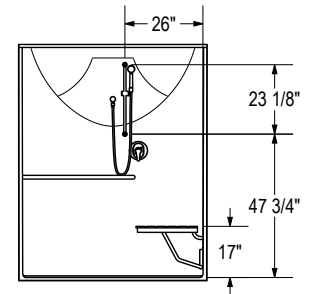
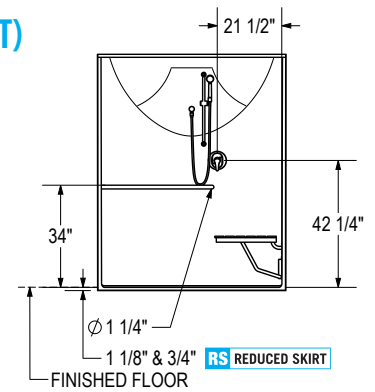
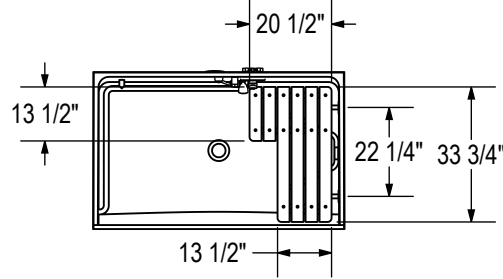
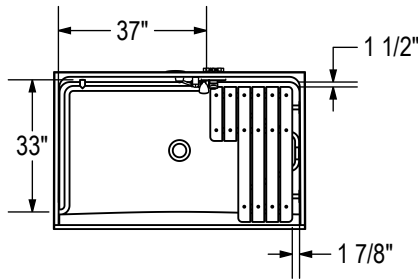


OPS-6036-RS / OPS-6036 ROLL-IN SHOWER (cont'd)

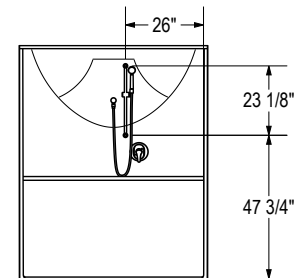
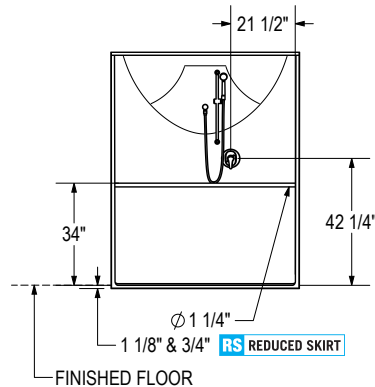
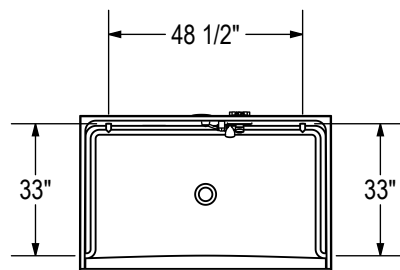
CONFIGURATIONS

RS 141340 BASE MODEL WITH COMPLETE ADA/ANSI PACKAGE (WITH SEAT)

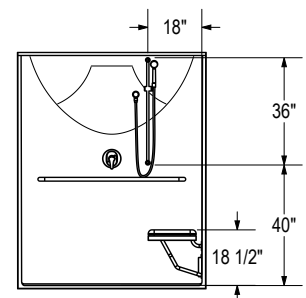
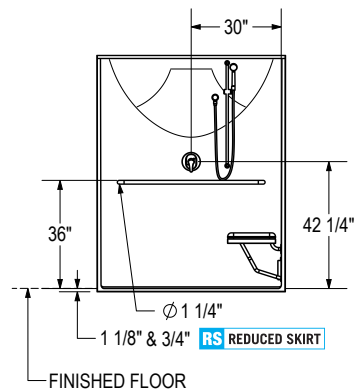
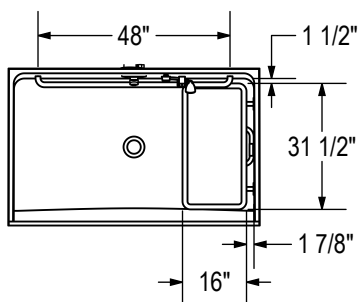
141298 Left side shown | Right side symmetrical

**RS 141341 BASE MODEL WITH ADA PACKAGE (WITHOUT SEAT)**

141299

**RS 141342 BASE MODEL WITH COMPLETE MASSACHUSETTS PACKAGE**

141300 Right seat shown

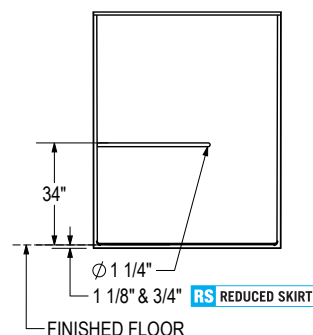
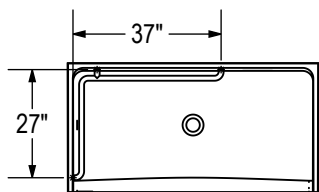
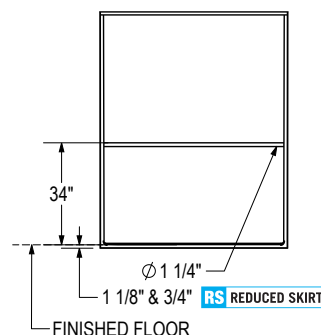
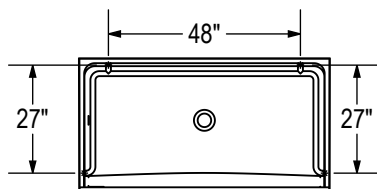
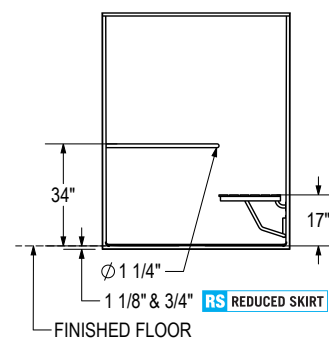
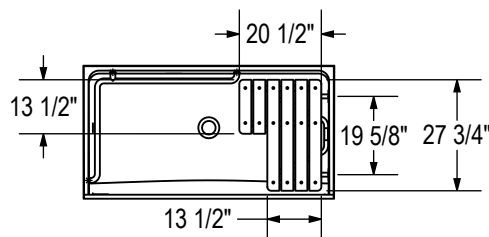
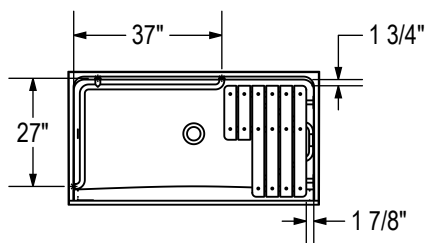


All dimensions are approximate.
Structure measurements must be verified against the unit to ensure proper fit.



OPS-6030-RS / OPS-6030 ROLL-IN SHOWER

CONFIGURATIONS

RS 141330 BASE MODEL WITH ADA/ANSI L-SHAPED GRAB BAR PACKAGE
141288 Left side shown | Right side symmetrical**RS 141331** BASE MODEL WITH ADA U-SHAPED GRAB BAR PACKAGE
141289**RS 141332** BASE MODEL WITH ADA/ANSI L-SHAPED GRAB BAR & SEAT PACKAGE
141290 Left side shown | Right side symmetrical

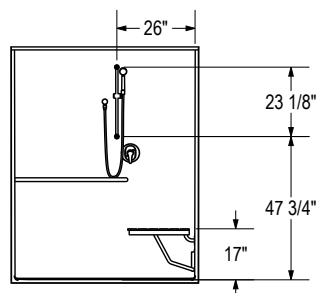
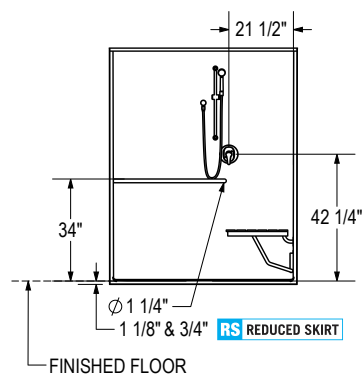
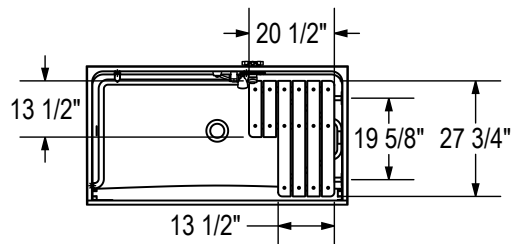
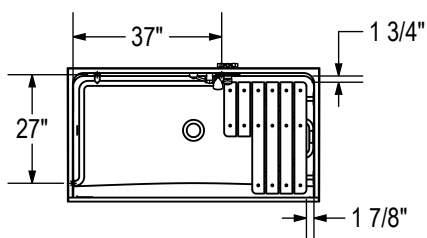
All dimensions are approximate.
Structure measurements must be verified against the unit to ensure proper fit.

OPS-6030-RS / OPS-6030 ROLL-IN SHOWER (cont'd)

CONFIGURATIONS

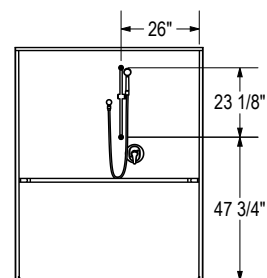
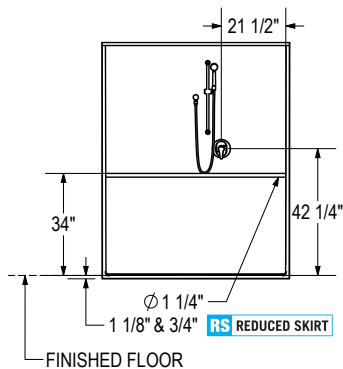
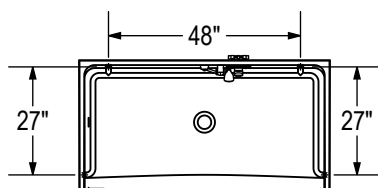
RS141333 BASE MODEL WITH COMPLETE ADA/ANSI PACKAGE (WITH SEAT)

141291 Left side shown | Right side symmetrical



RS141334	BASE MODEL WITH COMPLETE ADA PACKAGE (WITHOUT SEAT)
-----------------	--

141292 Left side shown | Right side symmetrical



All dimensions are approximate.
Structure measurements must be verified against the unit to ensure proper fit.

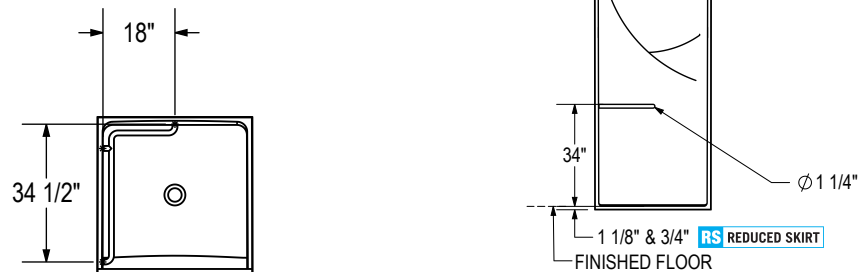


OPS-3636-RS / OPS-3636 TRANSFER SHOWER

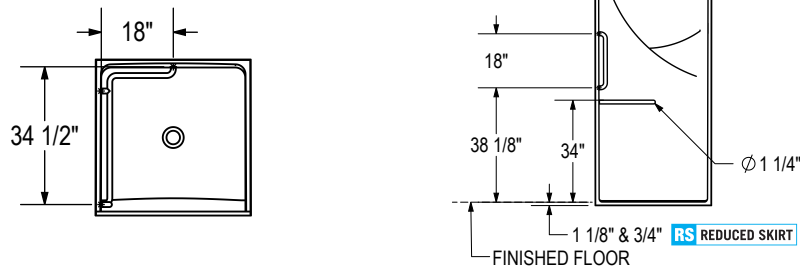
CONFIGURATIONS

RS 141322 BASE MODEL WITH ADA GRAB BAR PACKAGE

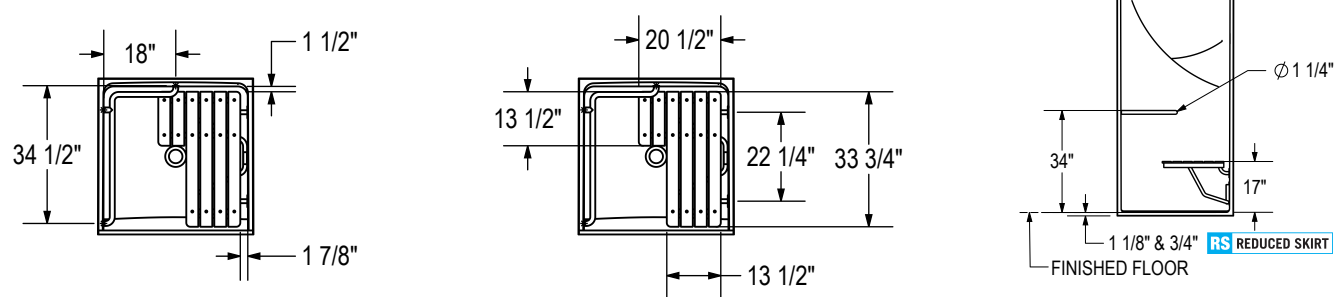
141272 Left side shown | Right side symmetrical

**RS 141323** BASE MODEL WITH ANSI GRAB BAR PACKAGE

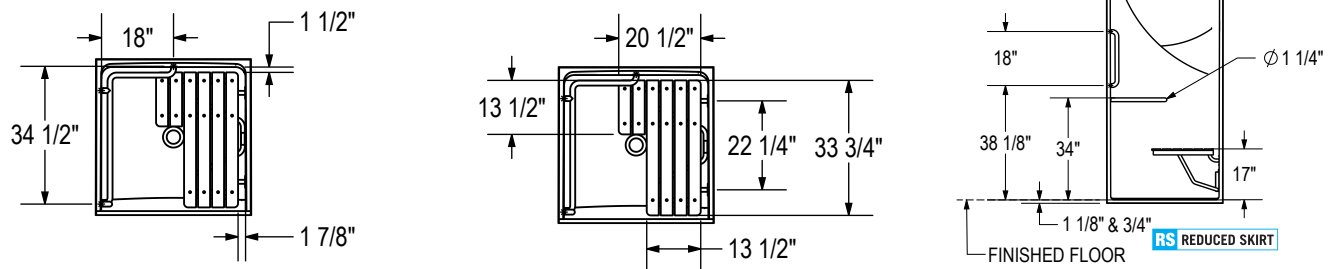
141273 Left side shown | Right side symmetrical

**RS 141324** BASE MODEL WITH ADA GRAB BAR & SEAT PACKAGE

141274 Left side shown | Right side symmetrical

**RS 141325** BASE MODEL WITH ANSI GRAB BAR & SEAT PACKAGE

141275 Left side shown | Right side symmetrical



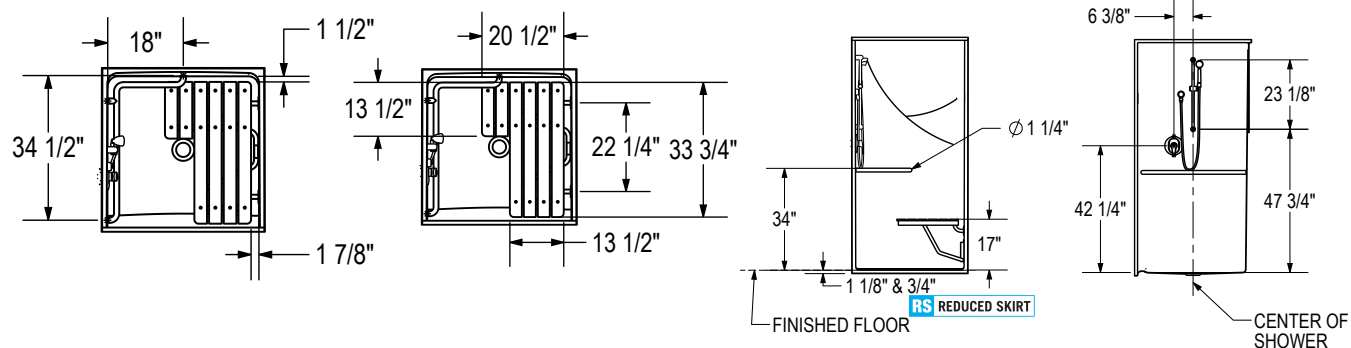
All dimensions are approximate.
Structure measurements must be verified against the unit to ensure proper fit.

OPS-3636-RS / OPS-3636 TRANSFER SHOWER (CONT'D)

CONFIGURATIONS

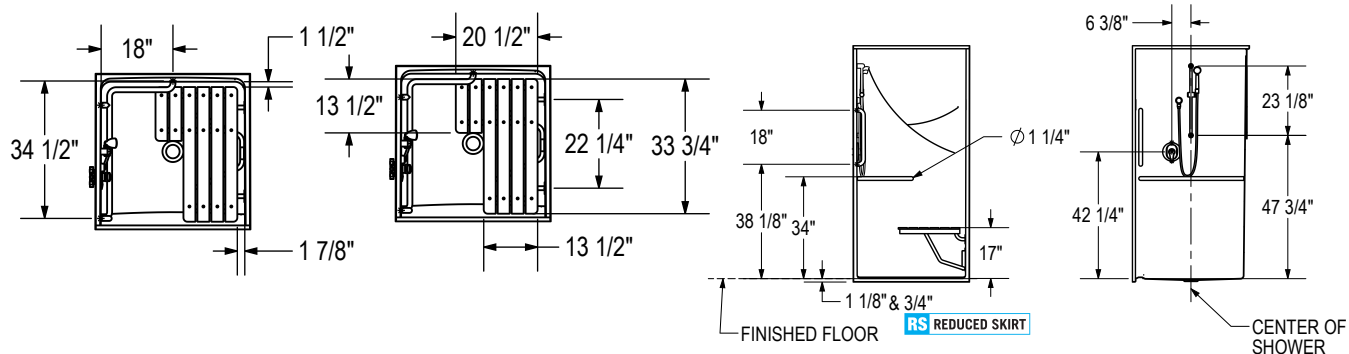
RS 141326 BASE MODEL WITH COMPLETE ADA PACKAGE

141276 Left side shown | Right side symmetrical

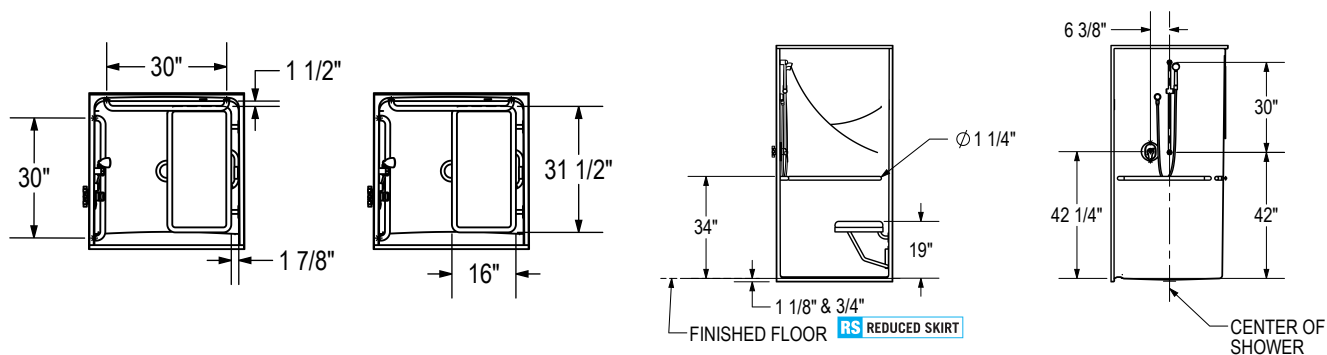


RS 141327 BASE MODEL WITH COMPLETE ANSI PACKAGE

141277 Left side shown | Right side symmetrical

**RS141328 BASE MODEL WITH COMPLETE MASSACHUSETTS PACKAGE**

141278 Left side shown | Right side symmetrical



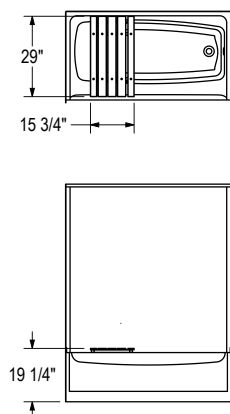
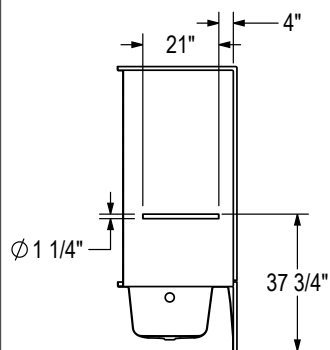
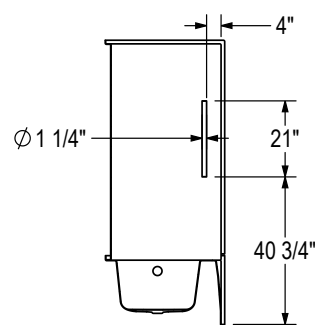
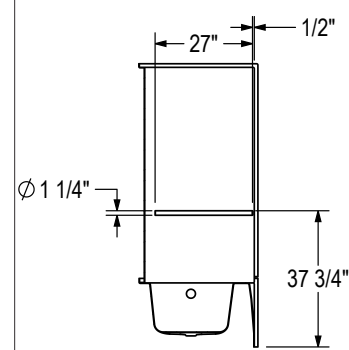
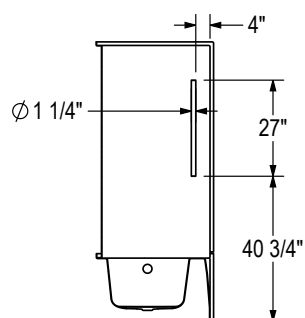
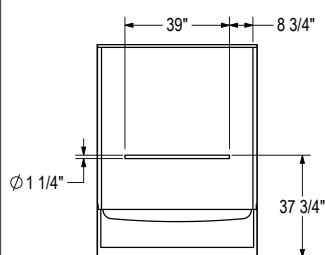
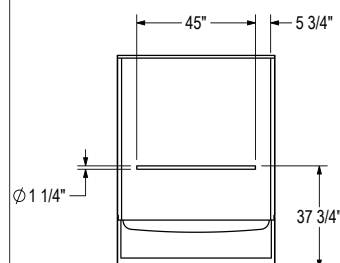
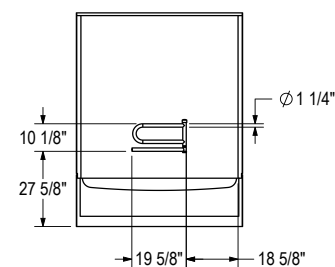
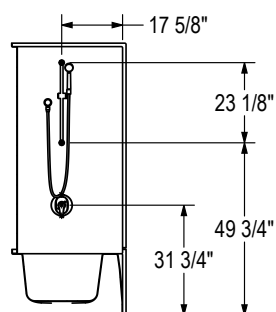
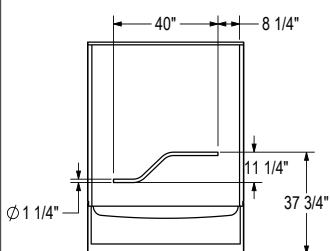
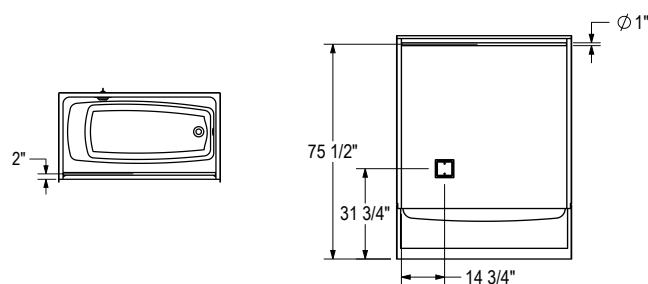
All dimensions are approximate.
Structure measurements must be verified against the unit to ensure proper fit.



OPTS-6032G-2P - 141302

OPTIONS

OPTION 20051

OPTION 20203 HORIZONTAL
Right wall shown
Left wall symmetricalOPTION 20203 VERTICAL
Right wall shown
Left wall symmetricalOPTION 20204 HORIZONTAL
Right wall shown
Left wall symmetricalOPTION 20204 VERTICAL
Right wall shown
Left wall symmetricalOPTION 20213
Back wall shownOPTION 20214
Back wall shownOPTION 20219
Right configuration shown
Left configuration symmetricalOPTION 20236
Right drain shown
Left drain symmetricalOPTION 20239
Right configuration shown
Left configuration symmetricalOPTION
20240 & 20059

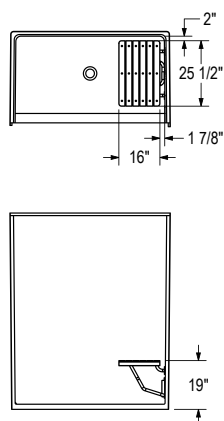
All dimensions are approximate.
Structure measurements must be verified against the unit to ensure proper fit.



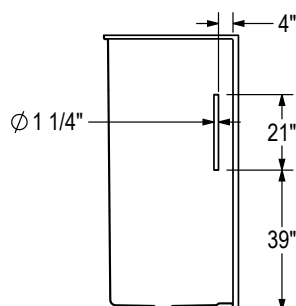
OPS-6034G - 141301

OPTIONS

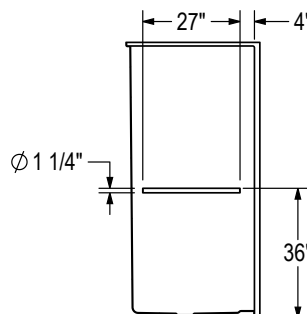
OPTION 20041

Right wall shown
Left wall symmetrical

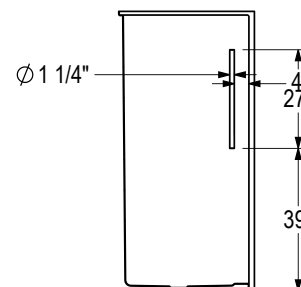
OPTION 20203 VERTICAL

Right wall shown
Left wall symmetrical

OPTION 20204 HORIZONTAL

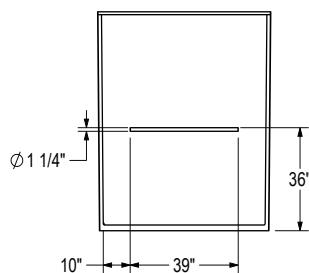
Right wall shown
Left wall symmetrical

OPTION 20204 VERTICAL

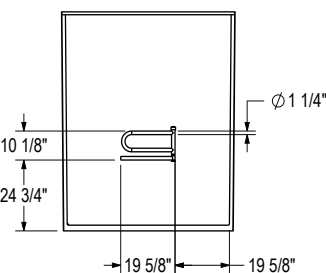
Right wall shown
Left wall symmetrical

OPTION 20213

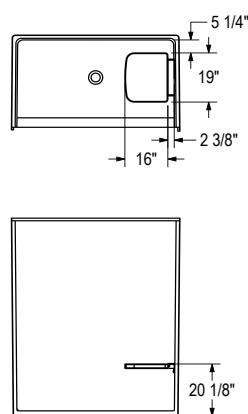
Back wall shown



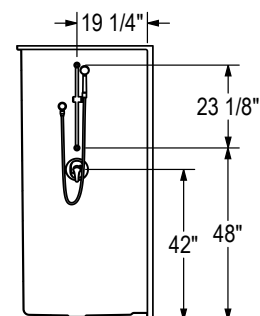
OPTION 20219

Right configuration shown
Left configuration symmetrical

OPTION 20221

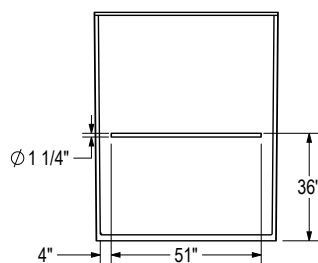
Right wall shown
Left wall symmetrical

OPTION 20236

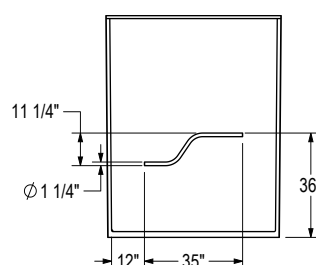
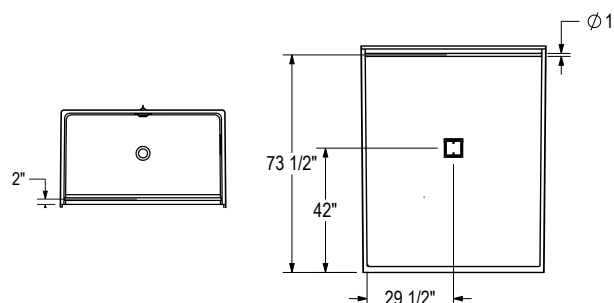
Right wall shown
Left wall symmetrical

OPTION 20238

Back wall shown



OPTION 20239

Right configuration shown
Left configuration symmetricalOPTION
20241 & 20059

All dimensions are approximate.

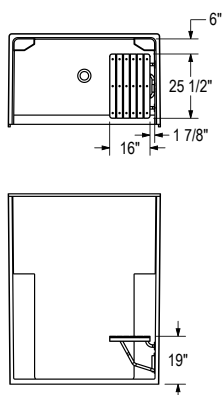
Structure measurements must be verified against the unit to ensure proper fit.



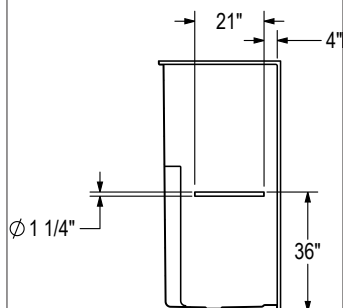
OPS-5634G - 141286

OPTIONS

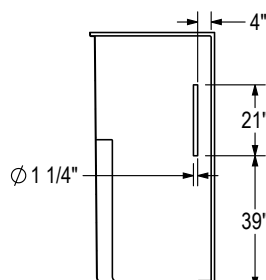
OPTION 20041

Right wall shown
Left wall symmetrical

OPTION 20203 HORIZONTAL

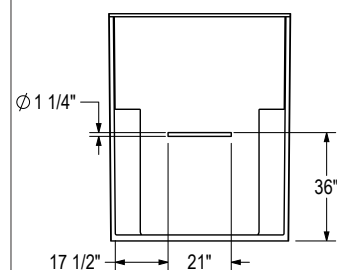
Right wall shown
Left wall symmetrical

OPTION 20203 VERTICAL

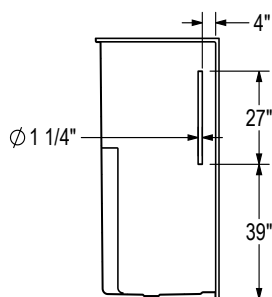
Right wall shown
Left wall symmetrical

OPTION 20204 HORIZONTAL

Back wall shown

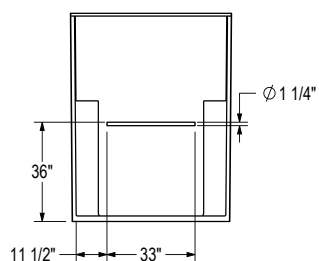


OPTION 20204 VERTICAL

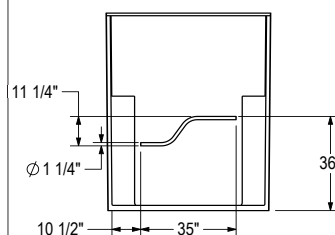
Right wall shown
Left wall symmetrical

OPTION 20216 HORIZONTAL

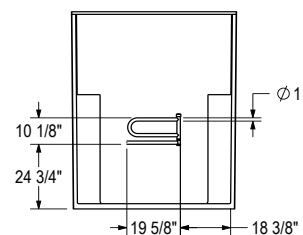
Back wall shown



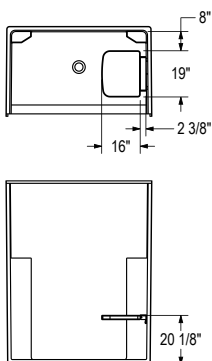
OPTION 20217

Right configuration shown
Left configuration symmetrical

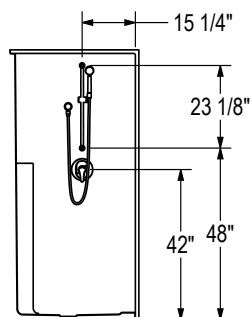
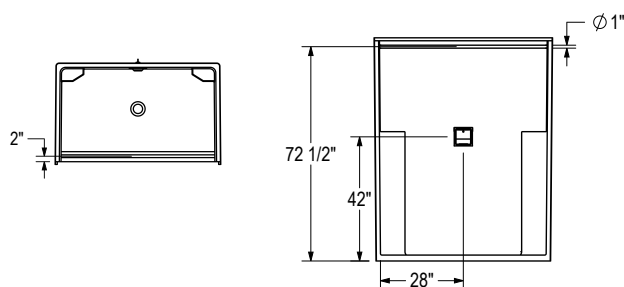
OPTION 20219

Right configuration shown
Left configuration symmetrical

OPTION 20221

Right wall shown
Left wall symmetrical

OPTION 20236

Right wall shown
Left wall symmetricalOPTION
20240 & 20059

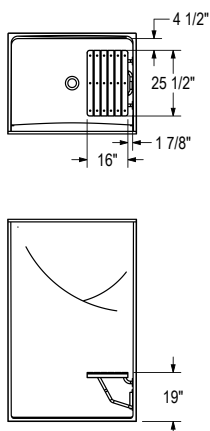
All dimensions are approximate.
Structure measurements must be verified against the unit to ensure proper fit.



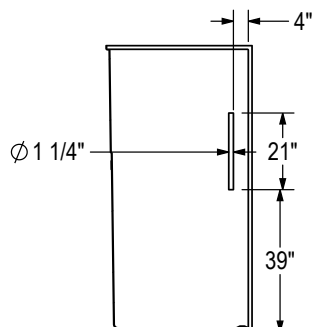
OPS-4836G - 141285

OPTIONS

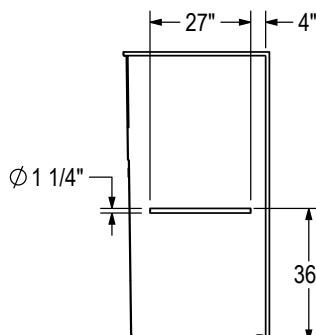
OPTION 20041

Right wall shown
Left wall symmetrical

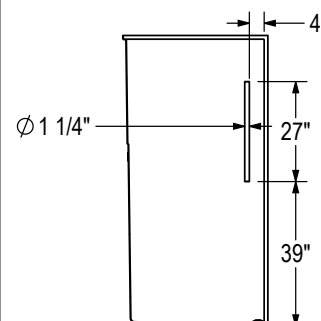
OPTION 20203 VERTICAL

Right wall shown
Left wall symmetrical

OPTION 20204 HORIZONTAL

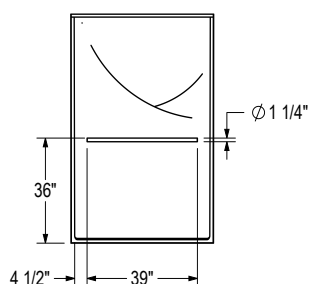
Right wall shown
Left wall symmetrical

OPTION 20204 VERTICAL

Right wall shown
Left wall symmetrical

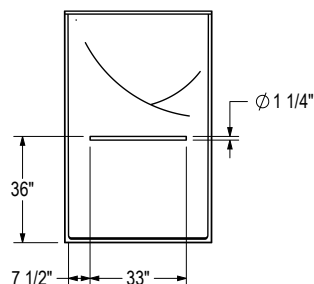
OPTION 20213 HORIZONTAL

Back wall shown

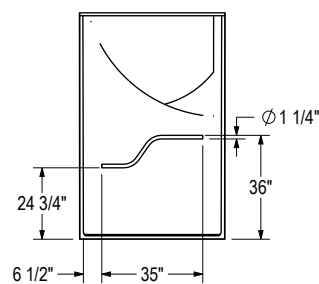


OPTION 20216 HORIZONTAL

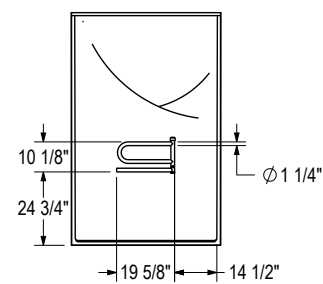
Back wall shown



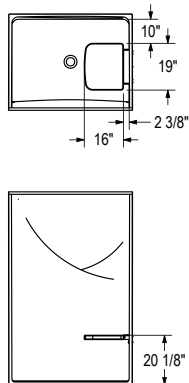
OPTION 20217

Right configuration shown
Left configuration symmetrical

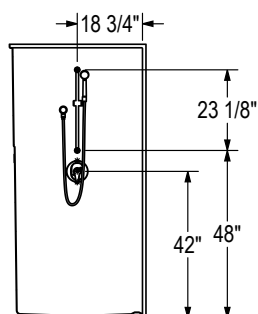
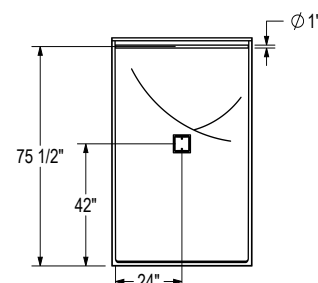
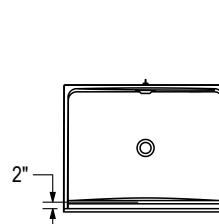
OPTION 20219

Right configuration shown
Left configuration symmetrical

OPTION 20221

Right wall shown
Left wall symmetrical

OPTION 20236

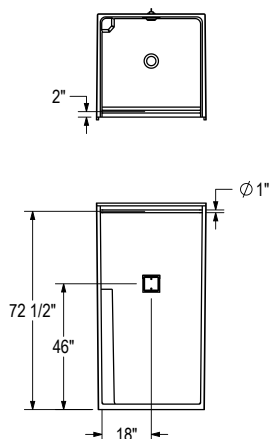
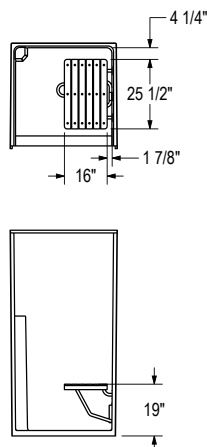
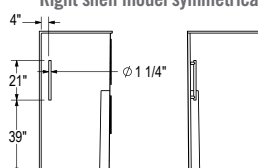
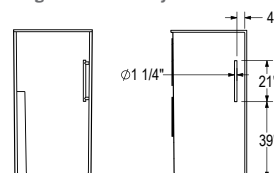
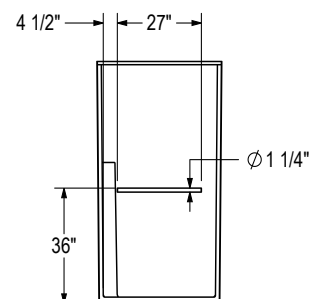
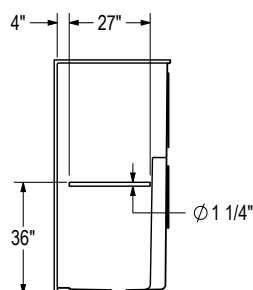
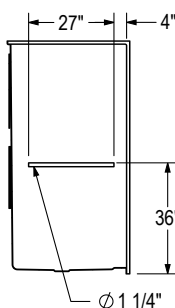
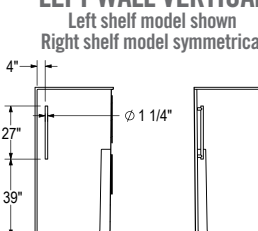
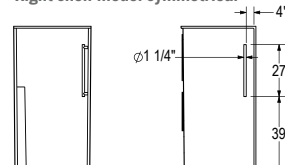
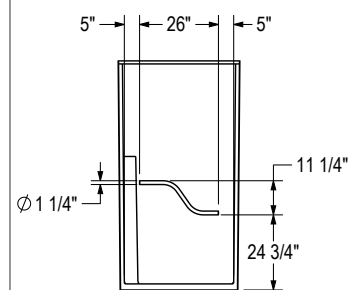
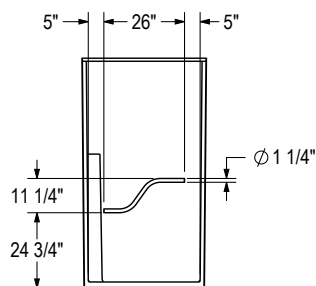
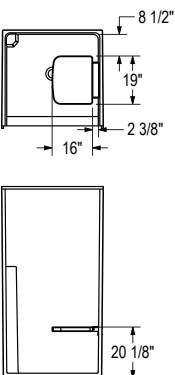
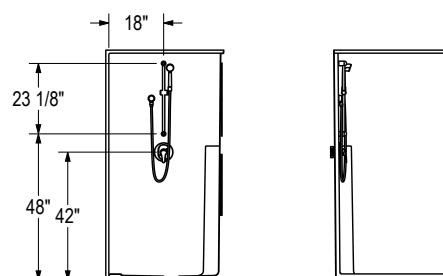
Right wall shown
Left wall symmetricalOPTION
20243 & 20059

All dimensions are approximate.
Structure measurements must be verified against the unit to ensure proper fit.



OPS-3636G - 141284

OPTIONS




**OPTION 10225 & 20059
LEFT SHELF MODEL**Left shelf model shown
Right shelf model symmetrical**OPTION 20041**
Left shelf model shown
Right shelf model symmetrical**OPTION 20203
LEFT WALL VERTICAL**
Left shelf model shown
Right shelf model symmetrical**OPTION 20203
RIGHT WALL VERTICAL**
Left shelf model shown
Right shelf model symmetrical**OPTION 20204
BACK WALL**
Left shelf model shown
Right shelf model symmetrical**OPTION 20204
LEFT WALL HORIZONTAL**
Left shelf model shown
Right shelf model symmetricalLeft shelf model shown
Right shelf model symmetrical**OPTION 20204
RIGHT WALL HORIZONTAL**
Left shelf model shown
Right shelf model symmetricalLeft shelf model shown
Right shelf model symmetrical**OPTION 20204
LEFT WALL VERTICAL**
Left shelf model shown
Right shelf model symmetrical**OPTION 20204
RIGHT WALL VERTICAL**
Left shelf model shown
Right shelf model symmetrical**OPTION 20218
LEFT END**
Left shelf model shown
Right shelf model symmetricalLeft shelf model shown
Right shelf model symmetrical**OPTION 20218
RIGHT END**
Left shelf model shown
Right shelf model symmetricalLeft shelf model shown
Right shelf model symmetrical**OPTION 20221**
Left shelf model shown
Right shelf model symmetrical**OPTION 20236**
Left shelf model shown
Right shelf model symmetrical

All dimensions are approximate.
Structure measurements must be verified against the unit to ensure proper fit.



GENERAL INFORMATION

COLOR CHART.


GELCOAT Standard Colors	
White (002)	
Bone (004)	
Biscuit (007)	

GELCOAT Non-Standard Colors	
Black (015)	
Day Dream (023)	
Dresden Blue (021)	
Dusty Rose (071)	
Fawn Beige (054)	
Glacier Blue (024)	
Ice Grey (017)	
Innocent Blush (066)	
Logan Berry (065)	
Mexican Sand (053)	
Peach Bisque (043)	
Ruby (073)	
Sand Bar (143)	
Sea Foam Green (034)	
Shell (069)	
Sky Light (028)	
Spring (169)	
Sterling Silver (006)	
Sunlight (168)	
Thunder Grey (019)	
Timberline (036)	
Wild Rose (067)	

MAINTENANCE.

AKER uses **durable, high quality** materials and **innovative** technology in manufacturing and design of its products to reduce the time needed to spend cleaning and caring for them. However, proper and regular maintenance is still vital.

Follow these general use and maintenance tips, as well as any that come with the AKER products, and you will be rewarded with years of great service.



Tub shower & Shower Maintenance

- ✓ **Wipe down after every use** with a squeegee or soft cloth. This reduces the buildup from soap, bath additives, natural body oils and mineral deposits in water, making cleaning easy and helping to maintain the unit's natural luster.
- ✓ **Clean regularly** with a non-abrasive cleaning spray or cream-based cleansing agent. Never use abrasive cleansers, scrapers, metal brushes, or anything that could scratch or dull the surface.
- ✓ **Add luster to and remove fine scratches** from tub and shower surfaces by cleaning and polishing regularly with regular car wax. However, avoid waxing tub and shower bottoms as these could become slippery.
- ✓ **Remove plaster residue** with a plastic or wooden spatula wrapped in a moist cloth.
- ✓ **Repair nicked or damaged surfaces** immediately using MAAX repair kits for gelcoat surfaces.

TERMS, CONDITIONS AND WARRANTIES

Price

Orders are accepted subject to prices in effect at the time of shipment of this price list and prices are subject to change without notice. The published pricing schedule shows suggested list prices and is subject to a trade discount as determined by MAAx Bath Inc. (hereafter "MAAX"). Orders will be invoiced at the price in effect at the time the orders are placed. Selling prices may be readjusted without notice during the year, for instance if transportation costs increase due to fuel surcharges.

Conditions of acceptance

The acceptance, shipment or delivery of any order is conditional upon approval of MAAX's credit department and upon these sales terms and conditions applying to the order and not any others, unless specifically agreed to in writing by MAAX. MAAX reserves the right to require satisfactory security for performance of the purchaser obligations prior to making shipment on any order. Any sold merchandise remains the property of MAAX until full payment is received, in accordance with applicable laws, such as the Uniform Commercial Code — Sales in the United States.

Terms of payment

General payment terms are net 30 days. A rate of 2% monthly (26.82% per annum, compounded monthly) will apply on overdue accounts. No goods will be delivered to customers not complying with our sales and payment conditions.

Taxes

All prices published are exclusive of applicable taxes.

Lost merchandise

If, upon receipt, the recipient notices that certain products are missing, he must immediately notify our customer service department. The recipient must then indicate which products are missing on the delivery slip and countersign it. The enclosed bill of lading allows you to verify shipped and received merchandise.

Shipping damage

Damage occurring in transit is the responsibility of the carrier. MAAX will not be held responsible for shipping damage. The product should be carefully examined by the user or installer at time of receipt to ensure it is damage free. If any damage is discovered, it should be noted on the freight bill, and a claim should be filed against the carrier as soon as possible. Inspection of the unit prior to installation is the responsibility of the installer or building contractor who acts on behalf of the user, or the user himself. They are responsible for ensuring that the unit is free of defect or damage. In the event of a problem, the unit must not be installed. MAAX is not responsible for failures, costs, damages or claims that could have been discovered, repaired or avoided by proper inspection and testing prior to installation.

Return Policy

MAAX provides a selective and conditional merchandise return program. Product may be returned to MAAX under the following conditions:

- Product is in original, new condition – not previously installed or used as display;
- Product has been in the customer's possession for less than 6 months;
- Product is still available in the most current price list (not discontinued) or has not been announced for discontinuation;
- Product is in a standard color or finish, as indicated in the most current price list;
- Any stock product may be returned. To know if a product is a stock unit, please contact the customer service department; and
- Product was received in error, does not represent what the customer ordered or has a manufacturing defect.

Products are not eligible for return to MAAX under the following conditions:

- Product has been previously installed, drilled, permanently marked, spray painted, or in any other way altered from its original condition; Product is "weathered"; degraded due to storage outside or exposure to the elements resulting in discoloration;
- Product is defective due to negligent storage; or
- Product is equipped with any accessories or options.

Prior to returning merchandise a MAAX customer must complete and submit the RGA Request Form supplying general and specific information about the unit(s) for return. MAAX must then authorize and approve the return in writing by issuing an RGA number.

All products are subject to inspection prior to credit reimbursement, and MAAX reserves its right to reduce such reimbursement as follows:

- MAAX will apply a 25% restocking fee against the reimbursement credit for all returns for any reason other than manufacturing defect or MAAX error.
- A repair cost will be applied against the credit reimbursement for any repair required to bring a product back to 100% resalable condition. In these circumstances the customer will be notified.
- Any unit returned via common carrier must have the freight prepaid by the customer.
- For any product returned that does not qualify for return as specified above or does not match the RGA form, MAAX will charge a \$25 per unit handling fee. MAAX will notify customers in such instances and the customer will be requested to either take the unit back with freight prepaid and charged or notify MAAX in writing of their desire that it be scrapped.

Door Return policy

MAAX provides a selective and conditional merchandise return program. Product may be returned to MAAX under the following conditions:

- Product is in original, new condition – not previously installed or used as display;
- Product has been in the customer's possession for less than 12 months;
- Product is still available in the most current price list (not discontinued) or has not been announced for discontinuation;
- Product is in a standard color or finish, as indicated in the most current price list;
- Any stock product may be returned. To know if a product is a stock unit, please contact the customer service department; and
- Product was received in error does not represent what the customer ordered or has a manufacturing defect.

Products are not eligible for return to MAAX under the following conditions:

- Product has been previously installed, drilled, permanently marked, spray painted, or in any other way altered from its original condition;
- Product is "weathered"; degraded due to storage outside or exposure to the elements resulting in discoloration;
- Product is defective due to negligent storage; or
- Product is equipped with any accessories or options.

Prior to returning merchandise a MAAX customer must complete and submit the RGA Request Form supplying general and specific information about the unit(s) for return. MAAX must then authorize and approve the return in writing by issuing an RGA number. All products are subject to inspection prior to credit reimbursement and MAAX reserves the right to reduce such reimbursement as follows:

- MAAX will apply a 25% restocking fee against the reimbursement credit for all returns for any reason other than manufacturing defect or MAAX error.
- A repair cost will be applied against the credit reimbursement for any repair required to bring a product back to 100% resalable condition. In these circumstances the customer will be notified.
- Any unit returned via common carrier must have the freight prepaid by the customer to the closest participating plant. Contact customer service to locate closest participating plant.

Cancellation

Orders must be cancelled with in 24 hours of receipt of MAAX's confirmation. All cancellation requests must be made by fax and be confirmed by MAAX.

Design and dimensions

MAAX reserves the right to discontinue products at any time or change specifications and/or design without notice and without incurring obligation. All dimensions are approximate and subject to change without notice. **CLIENT SHALL INFORM OWNER/END-USER ABOUT THE FOLLOWING CONDITIONS AND WARRANTIES**

Color variations

MAAX shall not be responsible for variations in granite color, wood grain, or color shades in the natural wood used; or for slight differences in color or texture of the material delivered in relation to the sample shown or provided to the purchaser. The purchaser may not use such differences to obtain a price discount or to cancel the order.

Maintenance

Regular disinfection provides an effective defense against various types of bacteria that can develop in the deposits building up over time in all bathtubs and showers. For daily maintenance cleaning, use a moist cloth and gentle liquid detergent. For acrylic surfaces, occasional use of a special acrylic surface cleaner such as Lumashine or Lumacream will add luster and protect the finish.

Certain types of therapeutic products when added to bath water, or if applied non-diluted directly in the bath, may damage the unit finish. Test the product on a small inconspicuous surface prior to use.

Do not use abrasive cleaners, scrapers, metal brushes, or any items or products that could scratch or dull the surface. Mirror should be cleaned with non-ammonia based cleaner only.

Limited warranty

MAAX offers the following express limited warranties on its products. These warranties extend only to the original owner/end-user for personal household use and start from the manufacturing date of the unit. For commercial uses, additional limitations apply.

MAAX warrants **acrylic** units to be free from defects in workmanship and materials under normal use and service for a period of twenty five (25) years from the initial date of purchase by the owner/end-user, contractor or builder from an authorized dealer.

MAAX warrants **gelcoated fiberglass** units to be free from defects in workmanship and materials under normal use and service for a period of five (5) years from the initial date of purchase by the owner/end-user, contractor or builder from an authorized dealer.

MAAX warrants **ABS** to be free from defects in workmanship and materials under normal use and service for a period of three (3) years from the initial date of purchase by the owner/end-user, contractor or builder from an authorized dealer.

MAAX warrants **polystyrene** shower kits, tub wall kits, utility tubs and accessories to be free from defects in workmanship and materials under normal use and service for a period of one (1) year from the initial date of purchase by the owner/end-user, contractor or builder from an authorized dealer.

TERMS, CONDITIONS AND WARRANTIES

MAAX warrants **whirlpool motors/pumps** to be free from defects in workmanship and materials under normal use and service for a period of five (5) years from the initial date of purchase by the owner/end-user, contractor or builder from an authorized dealer.

MAAX warrants **blowers** to be free from defects in workmanship and materials under normal use and service for a period of five (5) years from the initial date of purchase by the owner/end-user, contractor or builder from an authorized dealer.

MAAX warrants **whirlpool and air systems** (except perimeter air system check valves that have a 25 years warranty – see below) to be free from defects in workmanship and materials under normal use and service for a period of two (2) years from the initial date of purchase by the owner/end-user, contractor or builder from an authorized dealer.

MAAX warrants **perimeter air system check valves** to be free from defects in workmanship and materials under normal use and service for a period of twenty five (25) years from the initial date of purchase by the owner/end-user, contractor or builder from an authorized dealer.

MAAX warrants **shower doors** to be free from defects in workmanship and materials under normal use and service for a period of ten (10) years from the initial date of purchase by the owner/end-user, contractor or builder from an authorized dealer.

MAAX warrants **grab bars** to be free of all material or workmanship defects under normal use and service for a period of one (1) year from the initial date of purchase by the owner/end-user, contractor or builder from an authorized dealer.

MAAX warrants **ceramic cartridges** for faucets against any leaks resulting from normal use by the owner/end-user, contractor or builder for a limited lifetime period.

MAAX warrants **thermostatic polysulfone cartridges** to be free from defects in workmanship and materials under normal use and service for a lifetime warranty from the initial date of purchase by the owner/end-user, contractor or builder from an authorized dealer.

MAAX warrants **shower massage systems** to be free from defects in workmanship and materials under normal use and service for a period of five (5) years from the initial date of purchase by the owner/end-user, contractor or builder from an authorized dealer.

MAAX warrants **steam systems** its to be free from defects in workmanship and materials under normal use and service for a period of five (5) years, and steam nozzles for two (2) years, from the initial date of purchase by the owner/end-user, contractor or builder from an authorized dealer.

MAAX warrants **Chrome, Polished Brass and Brushed Nickel, faucet finishes** to be free from defects in workmanship and materials under normal use and service by the owner/end-user, contractor or builder for lifetime warranty from the initial date of purchase.

MAAX warrants **medicine cabinets** to be free from defects in workmanship and materials under normal use and service for a period of five (5) years from the initial date of purchase by the owner/end-user, contractor or builder from an authorized dealer.

MAAX warrants **storage modules** and vanities to be free from defects in workmanship and materials under normal use and service for a period of five (5) years from the initial date of purchase by the owner/end-user, contractor or builder from an authorized dealer.

MAAX warrants **glass mirrors** to be free from defects in workmanship and materials under normal use and service for a period of two (2) years from the initial date of purchase by the owner/end-user, contractor or builder from an authorized dealer.

MAAX warrants **electrical components**, including chromatherapy systems, to be free from defects in workmanship and materials under normal use and service for a period of two (2) years from the initial date of purchase by the owner/end-user, contractor or builder from an authorized dealer.

MAAX warrants the **factory treated wood parts** to be free of all material or workmanship defects under normal use and service for a period of two (2) years from the initial date of purchase by the owner/end-user, contractor or builder from an authorized dealer.

Any product reported to the authorized dealer or to MAAX as being defective within the warranty period will be repaired or replaced (with a product of equal value) at the option of MAAX. Costs for freight associated with shipping of replacement product/parts might be charged to customer. In no event will MAAX be liable for the cost of repair or replacement of any installation materials, including but not limited to, tiles, marble, etc. This warranty extends to the original owner/end-user and is not transferable to a subsequent owner.

Neither the distributor, authorized MAAX dealer nor any other person has been authorized to make any affirmation, representation or warranty other than those contained in this warranty shall not be enforceable against MAAX or any other person.

MAAX reserves the right to modify this warranty at any time, it being understood that such modification will not alter the warranty conditions applicable at the time of the sale of the products in question.

Limitations

This warranty shall not apply following incorrect operating procedures, breakage or damages caused by normal wear and tear, fault, carelessness, abuse, misuse, misapplication, improper maintenance, alteration or modification of the unit, as well as chemical or natural corrosion, accident, fire, flood, act of God or any other casualty. This warranty shall not apply to stain or malfunction caused by ferrous water, hard water or salty water.

The owner/end-user of the product covered by this warranty is entirely responsible for its proper installation and electrical wiring. This warranty is void if unit is not tested prior to final enclosure as per the installation instructions. MAAX neither installs nor supervises the installation, nor hires a contractor for this purpose, and consequently cannot be held responsible for any defect, breakage or damage caused thereby or resulting thereof, either directly or indirectly. The owner/end-user must provide access to the components of the product as described in the installation guide, so that MAAX can execute the warranty specified herein.

If such access is not available, all expenses to provide said access will be the responsibility of the owner/end-user.

This warranty does not apply to products or equipment not installed or operated in accordance with instructions supplied by MAAX and all applicable rules, regulations and legislation pertaining to such installations.

MAAX strongly recommends that its products—for example, but without limitation, shower doors and other items—be installed by professionals with experience in bathroom products. Installation of shower doors by an inexperienced person may result in glass breakage and, consequently, cause personal injury or death.

MAAX is not liable for any costs, damages or claims resulting from the purchase of products that do not fit through openings or existing structures. MAAX is not liable for any costs, damages or claims resulting from defects that could have been discovered, repaired or avoided by inspection and testing prior to installation.

MAAX is not liable for personal injuries or death to any person or for any direct, special, incidental or consequential damage, loss of use, loss of time, loss of profits, inconvenience, incidental expenses, labor or material charges, or any other costs resulting from the use of its products or pertaining to the application of the present warranty, or resulting from the removal or replacement of any product or element or part covered by this warranty.

EXCEPT AS OTHERWISE PROVIDED ABOVE, MAAX MAKES NO WARRANTIES, EXPRESS OR IMPLIED, INCLUDING WARRANTIES OF MERCHANTABILITY AND FITNESS FOR A PARTICULAR PURPOSE OR COMPLIANCE WITH ANY CODE.

In any case, MAAX cannot be liable for any amount over and above the purchase price paid for the product by the owner/end-user, contractor or builder.

All options that are not sold separately as accessories must be factory installed. Otherwise, warranty does not apply.

This warranty gives the owner/end-user specific legal rights. The owner/end-user may also have other rights which vary from one state and/or province to another.

Commercial Limitations

In addition to the above conditions and limitations, the warranty period for products installed for commercial applications or used in commercial ventures is of one (1) year from the initial date of purchase by the owner/end-user, contractor or builder from an authorized dealer. If the product is sold by MAAX as a display, MAAX standard warranty applies.

Warranty Service

In order to obtain service provided under this warranty during regular business hours, contact the dealer or distributor who sold the unit, or MAAX directly. MAAX will provide the warranty service described above when the following conditions have been met:

- (1) the failure is of the nature or type covered by the warranty;
- (2) the user has informed an authorized MAAX Agent or Warranty Service Department representative, of the nature of the problem during the warranty period;
- (3) conclusive evidence (e.g., serial number or proof of purchase) is provided to the foregoing by the user proving that the failure occurred or was discovered within the warranty period; and
- (4) an authorized independent service person or company representative has been permitted to inspect the product during regular business hours within a reasonable time after the problem was reported by the user.

MAAX's warranty obligation shall be discharged upon tender of replacement or repair. The purchaser refusal to accept the tender terminates MAAX's warranty obligation. Any product replaced or repaired during the warranty period will be covered during the remaining period of the original warranty.

MAAX products are certified by one or more of the following certification agencies: UL, IAPMO, INTERTEK (ETL) and WARNOCK HERSEY. Certain models are pending certification approval. Certification may be ended by MAAX or certification agencies without notice.



The symbol ® / R indicates a registered trademark of MAAX Bath Inc. or an affiliated company. The symbol TM indicates a trademark of MAAX Bath Inc. or an affiliated company.

© MAAX Bath Inc., 2011



SERVICE REQUEST FORM

MAAX TECHNICAL SERVICES DEPARTMENT

718 Mid-Atlantic Parkway
Martinsburg, WV 25404
Fax: (304) 263-2379

IMPORTANT INSTRUCTIONS

WHEN REQUESTING UNIT SERVICE

1. CONFIRM PRODUCT IDENTITY PRIOR TO SUBMITTING SERVICE FORM.

Confirm the unit to be serviced is a MAAX product. If a service technician or agency is dispatched and finds the unit not to be a MAAX product, service will NOT be performed and a charge will be assessed for the appointment.

2. REVIEW & FILL IN THE FORM INFORMATION REQUESTED.

Fill out the request form completely and legibly. Incomplete forms will NOT be processed and will automatically be returned. No action will occur until a properly completed form is received.

3. A SERIAL NUMBER AND/OR AN ORIGINAL PURCHASE ORDER IS REQUIRED TO SUBMIT A SERVICE REQUEST.

4. FAX THE COMPLETED FORM TO THE MAAX SERVICE DEPARTMENT.

Keep original form for your records.

AT THE TIME OF SCHEDULED SERVICE

A. THE UNIT SURFACE MUST BE CLEAN.

Surface repairs CANNOT be made on a dirty surface. Service technician or agency are not responsible for general surface cleaning of the unit prior to repair.

B. ELECTRIC SERVICE MUST BE AVAILABLE AT THE UNIT SITE.

Service technician or agency require electrical power to connect work lights, handheld tools and testing equipment for various service tasks.

C. AIR TEMPERATURE MUST BE AT LEAST 65 DEGREES AT THE UNIT SITE.

Materials used in the repair process will not cure properly below 65 degrees.

PLEASE MAKE COPIES FOR FUTURE REPAIRS THAT ARE NEEDED.



SERVICE REQUEST FORM

WORK ORDER NO.:

MAAX -

Submission Date: _____

Model & Color: _____

Person Submitting: _____

Unit Serial Number: _____

Original or LPO No.: _____

Wholesale Account Name & Address

Telephone: () _____

Fax: () _____

Cell Phone: () _____

Describe Unit Problem / Condition

Homeowners Name & Address

Home Phone: () _____

Work Phone: () _____

Cell Phone: () _____

Service Technician Phone Log

Homeowner Contact

#1 _____
No response from homeowner, contact plumber.

#2 _____
No response from plumber, contact wholesaler.

#3 _____
No response from wholesaler, return to MAAX.

Installer Name & Address

Telephone: () _____

Fax: () _____

Email: _____

Date Service Performed: _____

Service Time Required: _____

Select One: ☐ Non-Warranty Damage

☐ Factory Warranty

Service Technician Signature

Homeowner / Unit Owner Signature & Date

Office Use Only

Do Not Write Below This Line

Office Use Only

Homeowner Contact Date: _____

Received Completed Form: _____

Homeowner Follow-up Call: _____

Service Code(s)

Billing Amount



PRODUCT RETURN POLICY - TERMS AND CONDITIONS

MAAX provides a selective and conditional merchandise return program. Product may be returned to MAAX under the following conditions:

- Prior to returning any MAAX product, MAAX customers must complete and submit the RGA/DA Request Form.
- The MAAX RGA/DA form must be completed in its entirety should any of the information be missing this will delay the process in obtaining an authorization to return product.
- The customer is required to place a copy of the approved RGA/DA on the outside of the unit or box for the receiving department to accept the product(s) back into the designated facility.
- Any unit being returned due to manufacturing defect must have the affected area clearly identified with a grease pencil. Unit(s) marked with a permanent marker or spray paint will **NOT** be eligible for credit.
- Product is subject to inspection prior to credit. Signature from the driver carrier receiving returned product does not constitute inspection of goods. If the MAAX quality team determines in its reasonable discretion that the problem is due to customer or third party misuses, abuse or mishandling the customer will be notified and required to advise us if they would like the unit back or to dispose of the unit. (The customer will have 7 days to respond to MAAX).
- Any repairs or packaging cost necessary to bring the product to sellable condition may be deducted from any credits. Customer service will notify the customer of any added charges.

RGA/DA request need to be submitted to:

E-mail: akercustomer care@maax.com

Fax: 1-800-962-2537



PRODUCT RETURN POLICY - TERMS AND CONDITIONS (CONTINUED)

CONDITIONS TO MEET TO RETURN MAAX PRODUCT:

- 1) All returned product must have an approved RGA (Return Goods Authorization) number from our Customer Service department clearly marked on the product or box.
- 2) Product is in original, new condition – not previously installed or used as display. In a ready to be resold condition.
- 3) Product has been in the customer's possession for less than **6 months**
 - MAAX will apply a 25% restocking fee against the reimbursement credit for all returns for any reason other than manufacturing defect or MAAX error.
 - The customer will be responsible to all cost to return product back to MAAX with the exception of MAAX error and manufacturing defects.
- 4) Product is still available in the most current price list (not discontinued) or has not been announced for discontinuation.
- 5) Product is in a standard color or finish, as indicated in the most current price list.
- 6) Product was received in error or does not match order submitted to MAAX.
- 7) Product has a manufacturing defect*.
- 8) MAAX reserves the right to deny any request to return product.

Products are not eligible for return to MAAX under the following conditions:

- a) Product has been previously installed, drilled, permanently marked, spray painted, or in any other way altered from its original condition. Removable grease pencil is permitted.
- b) Product is “weathered”; degraded due to storage outside or exposure to the elements resulting in discoloration.
- c) Product is defective due to negligent storage.
- d) Product is in a non-standard color or equipped with options.

*Products delivered with minor flaws will be repaired in the field (Scratches, scrapes, rub mark and mold marks are a few examples of minor flaws).

Please contact the technical support department to dispatch a repair technician

- AKER – 1-800-962-2537

Customer has 45 days to return product once an RGA number is issued (return goods authorization).

MAAX reserves the right to deny any requests returned after 45 days.



RGA/DA REQUEST FORM

DATE :	MAAX REPRESENTATIVE :
--------	-----------------------

MAAX maintains the privilege of inspecting all units before making a final decision on returning product. This is to be carried out by a MAAX representative of our choice. Any unit found to be repairable will be so at the discretion of the MAAX representative.

CUSTOMER INFORMATION	
CONTACT	BUSINESS NAME
PHONE	PICK UP ADDRESS (LOCATION)
FAX	

Prior to shipping, the damage/defect must be indicated on the unit in grease pencil. If the product arrives in our distribution centre with damage other than that indicated in grease pencil, it will be repaired or returned and the cost charged back to the returning customer.

PRODUCT INFORMATION

All fields in this section are REQUIRED. This section must be filled out in full before an RGA or credit can be issued.

QTY	MODEL	ORIGINAL PO NUMBER	SERIAL NUMBER (where available)
DESCRIPTION / REASON FOR RETURN / DESCRIPTION OF DEFECT, IF APPLICABLE			Invoice
DESCRIPTION / REASON FOR RETURN / DESCRIPTION OF DEFECT, IF APPLICABLE			Invoice
DESCRIPTION / REASON FOR RETURN / DESCRIPTION OF DEFECT, IF APPLICABLE			Invoice

TERMS AND CONDITIONS

RETURN UNIT - IN 100% RESELLABLE CONDITION - IN THE ORIGINAL **SEALED** PACKAGE

Returns or destructions of multiple units will be subject to additional levels of MAAX approval

RETURN UNIT – MANUFACTURING DEFECT – Plant manager must be advised of 3 or more units returned for the same reason

DESTROY ON SITE All destructions must be performed by a MAAX representative or authorized alternative

DEBIT NOTE (if applicable) _____

- All products being returned for any reason other than manufacturing defects will be subject to a 25% restocking fee. This fee does not include transportation.
- All returned merchandise will be considered the property of the customer until an evaluation concerning the condition and potential fitness of the merchandise can be completed, and the account notified regarding the results.
- All products are subject to inspection prior to credit reimbursement
- A repair cost will be applied against the credit reimbursement for any repair required to bring a product back to 100% resalable condition. In these circumstances the customer will be notified.

Client Signature	Date	MAAX Rep. Initials
------------------	------	-----------------------

Please sign above acknowledging that all of the information given is correct and that all the terms/conditions have been read, are understood and accepted by the client.

This authorization is valid for 45 days from the date at the top of the form. A confirmation of receipt of this request with a MAAX authorization number will be sent to you within 1 business day.

Please include a copy of the confirmation in the packing slip envelope of the returned article to identify the product at the MAAX warehouse upon arrival.

[illegible]

[illegible]

[illegible]

[illegible]

Numeric Index

CODE COMPLIANT SERIES		
MODEL NUMBER	LIST PRICE	PAGE
141271	\$ 798	35
141287	\$ 906	28
141294	\$ 889	22
141309	\$ 845	16
141321	\$ 840	31
141329	\$ 951	25
141336	\$ 917	19

GENERATION + SERIES		
MODEL NUMBER	LIST PRICE	PAGE
141284	\$ 798	57
141285	\$ 821	54
141286	\$ 844	51
141301	\$ 889	48
141302	\$ 1,000	45



EXPERIENCE A GREENER **MAAX**®

The environment is important to all of us. We, at MAAX, believe in doing our part in reducing our ecological footprint.

We invite you to use our electronic documents and don't forget to recycle your old price lists! No matter how small the effort, it makes a difference!



© **Sources Mixtes**



www.fsc.org Cert no. XXX-XXX-XXXX
© 1996 Forest Stewardship Council

JOIN US AT **AKERBYMAAX.COM**

www.akerbymaax.com is an essential and inspiring source of information.

In addition to finding all the product details included in this book, our website offers design tips, product configurators and other useful sections such as a press room, technical support and where to buy.

Download technical drawings, installation guides, specification pages, photos and videos with one click.

Our site, constantly evolving, is your personal assistant.





For any questions or comments, please contact akercustomer care@maax.com

Technical Services

Tel: 1-800-962-2537

Fax: 1-304-263-8369

akertechnicalservices@maax.com

Customer Service

Tel: 1-800-962-2537

Fax: 1-304-263-8369

akercustomer care@maax.com

www.akerbymaax.com