



PROFESSIONAL

SHOWERS & TUB SHOWERS

Outlook^{plus}



ENGINEERED FOR EVERY STAGE OF LIFE.

MAAX[®]

Enjoy the experience



A SOLID COMMITMENT TO PLUMBERS AND BUILDERS

For more than 40 years, MAAX has been a dynamic North American leader committed to excellence in bathware design and manufacturing. Our MAAX Professional product line delivers a full range of constructive solutions.

WITH MAAX PROFESSIONAL, OUR TOTAL COMMITMENT TO YOU IS:

- 1 Special needs products**, offering precision - designed specialty bathroom products for the physically challenged.
- 2 Safe products** with integrated reinforcement, textured floor and grab bars.
- 3 Consistent, durable quality** for a stronger and more rigid construction.

PROFESSIONAL

SHOWERS & TUB SHOWERS

Outlook^{plus}

TABLE OF CONTENTS

| | |
|---|----|
| NEW OUTLOOK <i>plus</i> SERIES | 4 |
| INSTALLATION TYPES | 8 |
| PACKAGE COMPONENTS, OPTIONS & ACCESSORIES | 10 |
| OPTS-6032 TUB SHOWER | 12 |
| OPS-6036-RS OPS-6036 ROLL-IN SHOWER | 14 |
| OPS-6030-RS OPS-6030 ROLL-IN SHOWER | 16 |
| OPS-4248-RS OPS-4248 SHOWER | 18 |
| OPS 3636-RS OPS-3636 TRANSFER SHOWER. | 20 |
| COLOR CHART & MAINTENANCE. | 22 |

INDEPENDENCE. WE VALUE IT MOST WHEN IT ELUDES OUR GRASP.



MAAX gives you independence at any stage of life with our comprehensive Outlook *plus* Series of showers and tub showers to **meet needs across generations**.

Outlook *plus* bathware keeps everyone in mind regardless of age, size or ability because the desire for **comfort and security** is universal. However, we never skimp on style. Even our products designed specifically to meet the growing need for accessibility code compliance feature the classic lines and looks that appeal to any sensibility.



Accessibility Code Compliant Series

Our code compliant models meet **major accessibility building codes**, including ADA and ANSI when fully equipped and installed according to guidelines. These showers and tub showers provide **accessibility** and **optimal safety** today and tomorrow. Each unit has reinforced walls, in accordance with the accessibility requirements of the Fair Housing Act, to offer versatility in grab bar and seat placement when not factory installed. Code-specific option packages for seats and grab bars make choosing the right unit a snap. We've also **simplified selection** with unique, instinctive ordering codes to minimize confusion.

Choosing the right **Outlook *plus* code compliant model**, regardless of project type, is almost as easy as using one because MAAX wants you to **save time, money and hassle**.

NEW Outlook^{plus}™ SERIES

SIMPLIFIES LIFE FOR EVERYONE.



Ordering is as easy as 1-2-3

- 1** Select the model according to size / style / skirt height.
- 2** Select a configuration package:
 - Base model
 - Partial packages (grab bar only or with seat)
 - Fully compliant units
- 3** If desired, select additional accessories.

In other words... **MAAX Outlook *plus*** helps make bathing easy.


Code compliance: ANSI-ICC A117.1-2009, ADA Standards for Accessible Design, FHA, CSA B45.5-11 / IAPMO Z124-2011, HUD UM 73a, ASTM F-462.



ACCESSIBILITY CODE COMPLIANT SERIES

TUB SHOWER

1-piece fiberglass tub shower



ANSI package shown

Standard Features

- A** • Reinforced walls according to Fair Housing Act accessibility requirements
- Above-the-Floor Rough (AFR)
- Right or left-hand drain
- Textured bottom
- Total apron height 17 3/4"

Package Components

- B** • Textured stainless steel straight grab bars
- C** • Removable Phenolic white seat
- D** • Compliant pressure balance mixing valve, hand shower, slide bar and flexible hose

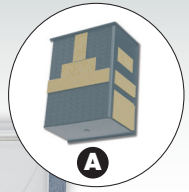
Options & Accessories

- Chrome curtain rod
- Chrome recessed soap dish
- White vinyl shower curtain with stainless steel hooks

MAAX assumes no responsibilities for final code compliance. Information and specifications taken from this document must be confirmed with appropriate authorities. Units are code compliant when fully equipped and installed according to guidelines.

TRANSFER & ROLL-IN SHOWERS

1-piece fiberglass shower



ADA I ANSI package (with seat) shown

Standard Features

- A** • Reinforced walls according to Fair Housing Act accessibility requirements
- Available with 1 1/8" skirt and 3/4" reduced skirt
- 1/2" threshold
- Center drain
- Textured bottom

Package Components

- B** • Textured stainless steel grab bars : straight, L-shaped or U-shaped
- C** • L-Shaped fold-up Phenolic white seat
- D** • Compliant pressure balance mixing valve, hand shower, slide bar and flexible hose

Options & Accessories

- Chrome curtain rod
- Chrome recessed soap dish
- White vinyl shower curtain with stainless steel hooks

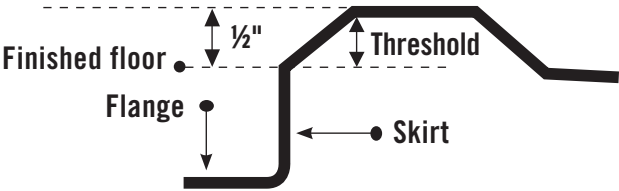


ACCESSIBILITY CODE COMPLIANT SERIES

INSTALLS EASILY ANY WAY YOU CHOOSE

Outlook plus compliant series installs easily, cleanly and securely in any situation. Choose one of our standard skirts with a built-in flange or our $\frac{3}{4}$ " reduced skirt for recessed in-floor or on-floor installation.

DAM PROFILE (1 $\frac{1}{8}$ " Skirt shown)



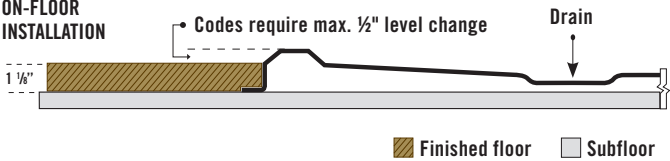
Whichever unit or method you choose, code compliance comes easily. Simply ensure the top of finished floor meets the start of the sloped exterior threshold.

Once properly installed, the $\frac{1}{2}$ " interior and exterior beveled threshold edges of our Outlook *plus* units allow walk-in or roll-in shower access without worry. It also prevents water seepage.

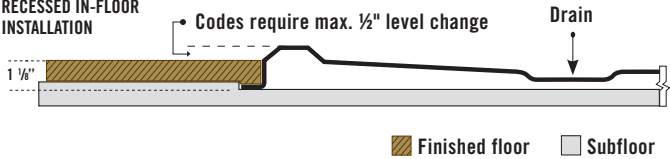
OUR 1 $\frac{1}{8}$ " SKIRT (OPS-6036, OPS-6030, OPS-3636)

Simplify your work with this unit added height for recessed in-floor or on-floor installation. A front flange provides a strong and sturdy installation that prevents cracking or bowing of the dam.

ON-FLOOR INSTALLATION

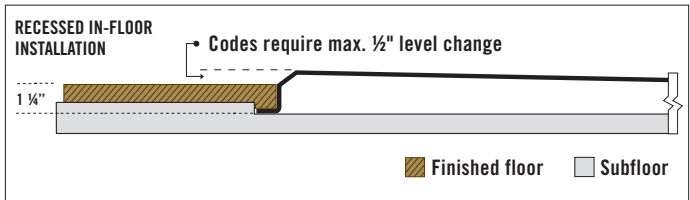
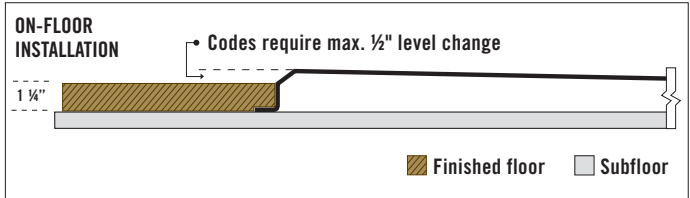


RECESSED IN-FLOOR INSTALLATION



OUR 1 1/4" SKIRT (OPS-4248)

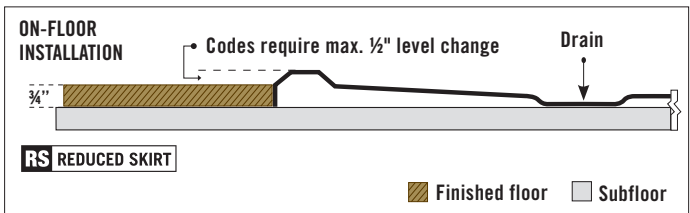
Simplify your work with this unit added height for recessed in-floor or on-floor installation. A front flange provides a strong and sturdy installation that prevents cracking or bowing of the dam.



OUR 3/4" REDUCED SKIRT

(OPS-6036-RS, OPS-6030-RS, OPS-4248-RS¹, OPS-3636-RS)

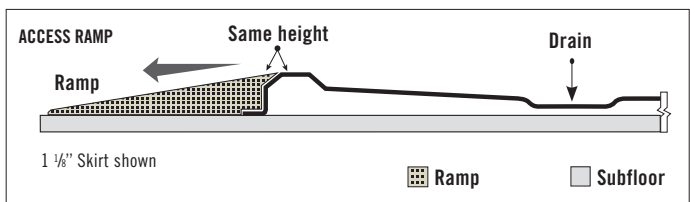
Perfect for common 3/4" finished floor applications. A simple bracket can be used to secure the dam of the threshold to the floor for added stability and sturdiness during installation.



¹ OPS-4248-RS has no interior threshold.

ACCESS RAMP

A code compliant access ramp, when installed according to its manufacturer's guidelines, can also be used with either product or installation methods.







ACCESSIBILITY CODE COMPLIANT SERIES

Customize any MAAX Outlook *plus* unit to best suit your desire for comfort and security with our comprehensive selection of code compliant packages, options and accessories. **Options are factory-installed** on the units; whereas **accessories** are sold separately and therefore, **can be ordered after the product is installed**.

Consult product pages for available options and accessories for each of our products.

PACKAGE COMPONENTS

Grab Bars



MAAX Outlook *plus* textured stainless steel grab bars feature an easy to clean smooth surface. Straight¹, L-shaped² or U-shaped³, in multiple dimensions. There is one for every need.

All grab bars are 1 ¼" in diameter, securely bolted through the wall, and are designed and tested to withstand up to **300 lb** of pressure as per major accessibility building codes.

Phenolic Fold-Up Shower Seat - 28" & 34"

MAAX Outlook *plus* L-shaped fold-up seat is made with stainless steel frames and white Phenolic seat tops. Phenolic is a high quality material that is smooth and non-porous, easy to clean and does not retain bacteria. This fold-up seat virtually disappears in the shower when you don't need it, but is accessible when you do. All seats are designed and tested to withstand **300 lb** load capacity.

White



Phenolic Fold-Up Shower Seat - 44"




Available on OPS-4248-RS & OPS-4248 model only.

MAAX Outlook *plus* L-shaped 44" wide fold-up shower seat is made with stainless steel frames and Phenolic seat tops. Legs have been added for a sturdier construction and comfort to this extra wide seat. All Outlook *plus* seats are designed and tested to withstand up to **300 lb** load capacity.

PACKAGE COMPONENTS (Continued)

Phenolic Removable Tub Shower Seat - 29"



MAAX Outlook *plus* rectangular shaped removable seat is made with stainless steel frames and white Phenolic seat tops. Phenolic is a high quality material that is smooth and non-porous, easy to clean and does not retain bacteria. The seat can be placed on the tub for safe and secure transfers or completely removed when not required to optimize space. All seats are designed and tested to withstand **300 lb** load capacity.

Faucet Kit



Optimize your shower experience with the Outlook *plus* code compliant faucet kit available in chrome finish. The kit includes a pressure balance mixing valve, a hand-held shower, a slide bar and a 60" flexible hose.

OPTIONS & ACCESSORIES

Curtain Rod & Shower Curtain



Chrome curtain rod is factory installed. A white anti-bacterial vinyl shower curtain with stainless steel hooks is sold separately.

Soap Dish



Functional recessed chrome soap dish for added storage space.

Shower Drain



Functional solid brass shower drain with chrome plated stainless steel grid. Quick caulk-seal feature.



ACCESSIBILITY CODE COMPLIANT SERIES



Tub shower with complete ANSI package shown

Configurations

1



TUB SHOWER BASE MODEL

(106057)

2



**TUB SHOWER BASE MODEL WITH
ADA OR ANSI GRAB BARS**

- 4 x 24" Horizontal straight textured stainless steel grab bars (ADA & ANSI)
- 1 x 18" Vertical straight textured stainless steel grab bar (ANSI only)

(106058-R/L¹) ADA
(106059-R/L¹) ANSI

Compliant Packages

5



**TUB SHOWER BASE MODEL WITH
COMPLETE ADA PACKAGE**

- 4 x 24" Horizontal straight textured stainless steel grab bars
- Removable Phenolic white seat
- Chrome pressure balance mixing valve with hand-held shower
- Chrome 24" slide bar & 60" flexible hose

(106062-R/L¹)

MAAX assumes no responsibilities for final code compliance. Information and specifications taken from this document must be confirmed with appropriate authorities. Units are code compliant when fully equipped and installed according to guidelines.

OPTS-6032 TUB SHOWER

Dimensions

- Interior dimensions: 57" L x 31 ½" W x 69 ¾" H
- Exterior dimensions: 59 ¾" L x 34" W x 74 ½" H
- Apron height: 17 ¾"

Standard Features

1-piece tub shower

- Reinforced according to Fair Housing Act accessibility requirements
- Right or left-hand drain
- Textured bottom
- Above-the-Floor Rough (AFR)
- Available in standard and non-standard colors

3



TUB SHOWER BASE MODEL WITH ADA GRAB BARS & SEAT

- 4 x 24" Horizontal straight textured stainless steel grab bars
- Removable Phenolic white seat

(106060-R/L¹)

4



TUB SHOWER BASE MODEL WITH ANSI GRAB BARS & SEAT

- 4 x 24" Horizontal straight textured stainless steel grab bars
- 1 x 18" Vertical straight textured stainless steel grab bar
- Removable Phenolic white seat

(106061-R/L¹)

6



TUB SHOWER BASE MODEL WITH COMPLETE ANSI PACKAGE

- 4 x 24" Horizontal straight textured stainless steel grab bars
- 1 x 18" Vertical straight textured stainless steel grab bar
- Removable Phenolic white seat
- Chrome pressure balance mixing valve with hand-held shower
- Chrome 24" slide bar & 60" flexible hose

(106063-R/L¹)

¹ R / L hand refers to right or left drain positioning. Soap dish and curtain rod sold separately.



ACCESSIBILITY CODE COMPLIANT SERIES



Base model with complete ADA / ANSI package with seat shown

Configurations

1



SHOWER BASE MODEL

RS (106077)
(106040)

2



**SHOWER BASE MODEL WITH
ADA / ANSI L-SHAPED GRAB BAR**

- 1 x Horizontal L-shaped 33" x 37" textured stainless steel grab bar

RS (106078-R/L¹)
(106041-R/L¹)

Compliant Packages

5



**SHOWER BASE MODEL WITH COMPLETE
ADA / ANSI PACKAGE (WITH SEAT)**

- 1 x Horizontal L-shaped 33" x 37" textured stainless steel grab bar
- L-Shaped fold-up Phenolic white seat
- Chrome pressure balance mixing valve with hand-held shower
- Chrome 24" slide bar & 60" flexible hose

RS (106081-R/L¹)
(106044-R/L¹)

MAAX assumes no responsibilities for final code compliance. Information and specifications taken from this document must be confirmed with appropriate authorities. Units are code compliant when fully equipped and installed according to guidelines.

OPS-6036-RS | OPS-6036 ROLL-IN SHOWER

Dimensions

- Interior Dimensions: 60" L x 36" W x 76 ⁵/₈" H
- Exterior Dimensions: **RS** 62 ¹/₂" L x 39 ¹/₄" W x 78 ³/₈" H
62 ¹/₂" L x 39 ¹/₄" W x 78 ³/₄" H
- Skirt height: **RS** ³/₄" & 1 ¹/₈"
- Threshold: ¹/₂"

Standard Features

1-piece roll-in shower

- Reinforced according to Fair Housing Act accessibility requirements
- Center drain
- Textured bottom
- Available in standard and non-standard colors

3


SHOWER BASE MODEL WITH ADA U-SHAPED GRAB BAR

- 1 x Horizontal U-shaped 33" x 60" x 33" textured stainless steel grab bar

RS (106079)
(106042)

4


SHOWER BASE MODEL WITH ADA / ANSI L-SHAPED GRAB BAR & SEAT

- 1 x Horizontal L-shaped 33" x 37" textured stainless steel grab bar
- L-Shaped fold-up Phenolic white seat

RS (106080-R/L¹)
(106043-R/L¹)

6


SHOWER BASE MODEL WITH COMPLETE ADA PACKAGE (WITHOUT SEAT)

- 1 x Horizontal U-shaped 33" x 60" x 33" textured stainless steel grab bar
- Chrome pressure balance mixing valve with hand-held shower
- Chrome 24" slide bar & 60" flexible hose

RS (106082)
(106045)

¹ R / L hand refers to right or left drain positioning. Soap dish and curtain rod sold separately.



ACCESSIBILITY CODE COMPLIANT SERIES



Shower with complete ADA / ANSI package with seat shown

Configurations

1



SHOWER BASE MODEL

RS (106071)
(106034)

2



**SHOWER BASE MODEL WITH
ADA / ANSI L-SHAPED GRAB BAR**

- 1 x Horizontal L-shaped 27" x 37" textured stainless steel grab bar

RS (106072-R/L')
(106035-R/L')

Compliant Packages

5



**SHOWER BASE MODEL WITH COMPLETE
ADA / ANSI PACKAGE (WITH SEAT)**

- 1 x Horizontal L-shaped 27" x 37" textured stainless steel grab bar
- L-Shaped fold-up Phenolic white seat
- Chrome pressure balance mixing valve with hand-held shower
- Chrome 24" slide bar & 60" flexible hose

RS (106075-R/L')
(106038-R/L')

MAAX assumes no responsibilities for final code compliance. Information and specifications taken from this document must be confirmed with appropriate authorities. Units are code compliant when fully equipped and installed according to guidelines.

OPS-6030-RS | OPS-6030 ROLL-IN SHOWER

Dimensions

- Interior Dimensions: 60" L x 30 1/4" W x 76 5/8" H
- Exterior Dimensions: **RS** 62 7/8" L x 33 1/4" W x 78 3/8" H
62 7/8" L x 33 1/4" W x 78 3/4" H
- Skirt height: **RS** 3/4" & 1 1/8"
- Threshold: 1/2"

Standard Features

1-piece roll-in shower

- Reinforced according to Fair Housing Act accessibility requirements
- Center drain
- Textured bottom
- Available in standard and non-standard colors



**SHOWER BASE MODEL WITH
ADA U-SHAPED GRAB BAR**

- 1 x Horizontal U-shaped 27" x 60" x 27" textured stainless steel grab bar

RS (106073)
(106036)



**SHOWER BASE MODEL WITH
ADA / ANSI L-SHAPED GRAB BAR & SEAT**

- 1 x Horizontal L-shaped 27" x 37" textured stainless steel grab bar
- L-Shaped fold-up Phenolic white seat

RS (106074-R/L¹)
(106037-R/L¹)



**SHOWER BASE MODEL WITH COMPLETE
ADA PACKAGE (WITHOUT SEAT)**

- 1 x Horizontal U-shaped 27" x 60" x 27" textured stainless steel grab bar
- Chrome pressure balance mixing valve with hand-held shower
- Chrome 24" slide bar & 60" flexible hose

RS (106076)
(106039)

¹ R / L hand refers to right or left grab bar positioning. Soap dish and curtain rod sold separately.



ACCESSIBILITY CODE COMPLIANT SERIES



Shower with complete California Title 24 package

Configurations

1



SHOWER BASE MODEL

RS (106083)
(106053)

2



SHOWER BASE MODEL WITH CALIFORNIA
TITLE 24 L-SHAPED GRAB BAR

- 1 x Horizontal L-shaped 46" x 19" textured stainless steel grab bar

RS (106084-R/L¹)
(106054-R/L¹)

4



SHOWER BASE MODEL WITH COMPLETE
CALIFORNIA TITLE 24 PACKAGE

- 1 x Horizontal L-shaped 46" x 19" textured stainless steel grab bar
- L-Shaped fold-up Phenolic white seat
- Chrome pressure balance mixing valve with hand-held shower
- Chrome 24" slide bar & 60" flexible hose

RS (106086)-R/L¹
(106056-R/L¹)

¹ R/L hand refers to right or left grab bar positioning. Soap dish and curtain rod sold separately.

Compliant Package

OPS-4248-RS | OPS-4248 SHOWER

Dimensions

- Interior Dimensions: 42" L x 48" W x 76 ½" H
- Exterior Dimensions: **RS** 45 ¼" L x 51 ½" W x 76 ½" H
45 ¼" L x 51 ½" W x 78 ¾" H
- Skirt height: **RS** ¾" & 1 ⅛"
- Threshold: ½" (exterior)

Standard Features

1-piece shower

- Reinforced according to Fair Housing Act accessibility requirements
- Back center drain
- Textured bottom
- Available in white only

3



SHOWER BASE MODEL WITH CALIFORNIA TITLE 24 L-SHAPED GRAB BAR & SEAT

- 1 x Horizontal L-shaped 46" x 19" textured stainless steel grab bar
- L-Shaped fold-up Phenolic white seat

RS (106085-R/L¹)
(106055-R/L¹)

MAAX Believes...

Every shower should look great and offer features that enhance functionality. Looking forward, we have broken the mold of compliant showers by creating a timeless design that does not look "institutional" yet meets major building codes.

Select from a variety of packages to help **make bathing easy.**

MAAX assumes no responsibilities for final code compliance. Information and specifications taken from this document must be confirmed with appropriate authorities. Units are code compliant when fully equipped and installed according to guidelines.



ACCESSIBILITY CODE COMPLIANT SERIES



Shower with complete ANSI package shown

Configurations



1 SHOWER BASE MODEL



ANSI only

2 SHOWER BASE MODEL WITH
ADA OR ANSI GRAB BARS

- 1 x Horizontal L-shaped 34 ³/₈" x 18" textured stainless steel grab bar (ADA & ANSI)
- 1 x Vertical 18" straight textured stainless steel grab bar (ANSI only)

RS (106064)
(106027)

RS (106065-R/L¹) ADA
(106028-R/L¹) ADA

RS (106066-R/L¹) ANSI
(106029-R/L¹) ANSI

Compliant Packages



5 BASE MODEL WITH COMPLETE ADA PACKAGE

- 1 x Horizontal L-shaped 34 ³/₈" x 18" textured stainless steel grab bar
- L-Shaped fold-up Phenolic white seat
- Chrome pressure balance mixing valve with hand-held shower
- Chrome 24" slide bar & 60" flexible hose

RS (106069-R/L¹)
(106032-R/L¹)

MAAX assumes no responsibilities for final code compliance. Information and specifications taken from this document must be confirmed with appropriate authorities. Units are code compliant when fully equipped and installed according to guidelines.

OPS 3636-RS | OPS-3636 TRANSFER SHOWER

Dimensions

- Interior dimensions: 36" L x 36" W x 76 ⁵/₈" H
- Exterior dimensions: **RS** 38 ³/₄" L x 39" W x 78 ³/₈" H
38 ³/₄" L x 39" W x 78 ³/₄" H
- Skirt height: **RS** ³/₄" & 1 ¹/₈"
- Threshold: ¹/₂"

Standard Features

1-piece transfer shower

- Reinforced according to Fair Housing Act accessibility requirements
- Center drain
- Textured bottom
- Available in standard and non-standard color



3 SHOWER BASE MODEL WITH ADA GRAB BAR & SEAT

- 1 x Horizontal L-shaped 34 ³/₈" x 18" textured stainless steel grab bar
- L-Shaped fold-up Phenolic white seat

RS (106067-R/L¹)

(106030-R/L¹)


4 SHOWER BASE MODEL WITH ANSI GRAB BARS & SEAT

- 1 x Horizontal L-shaped 34 ³/₈" x 18" textured stainless steel grab bar
- 1 x Vertical 18" straight textured stainless steel grab bar
- L-Shaped fold-up Phenolic white seat

RS (106068-R/L¹)

(106031-R/L¹)

6


BASE MODEL WITH COMPLETE ANSI PACKAGE

- 1 x Horizontal L-shaped 34 ³/₈" x 18" textured stainless steel grab bar
- 1 x Vertical 18" straight textured stainless steel grab bar
- L-Shaped fold-up Phenolic white seat
- Chrome pressure balance mixing valve with hand-held shower
- Chrome 24" slide bar & 60" flexible hose







RS (106070-R/L¹)

(106033-R/L¹)








¹ R / L hand refers to right or left grab bar positioning. Soap dish and curtain rod sold separately.









COLOR CHART.

FIBERGLASS FINISHES | STANDARD COLORS

| AMERICAN STANDARD | | KOHLER | | | ELJER |
|---|---|---|---|---|---|
|  |  |  |  |  |  |
| Bone Natural (004) | Biscuit (Linen) (007) | White (002) | Biscuit (007) | Almond (013) | Biscuit (Silk) (007) |

NON-STANDARD COLORS

| AMERICAN STANDARD | | | | ELJER | | |
|--|---|---|---|---|---|---|
|  |  |  |  |  |  |  |
| Sterling Silver (Gray) (006) | Shell (069) | Rain Forest (035) | Fawn Beige (054) | Peach Bisque (043) | Dusty Rose (071) | Ruby (073) |

| KOHLER | | | | | | | |
|--|---|---|---|---|---|---|---|
|  |  |  |  |  |  |  |  |
| Black (015) | Ice Gray (017) | Navy Blue (026) | Desert Bloom (042) | Innocent Blush (066) | Raspberry (072) | Sea Foam Green (034) | Timberline (036) |

TUB SHOWERS & SHOWERS MAINTENANCE



MAAX uses **durable, high quality** materials and **innovative** technology in manufacturing and design of its products to reduce the time needed to spend cleaning and caring for them. However, proper and regular maintenance is still vital. Follow these general use and maintenance tips, as well as any that come with the MAAX products, and you will be rewarded with years of great service.

- ✓ **Wipe down after every use** with a squeegee or soft cloth. This reduces the buildup from soap, bath additives, natural body oils and mineral deposits in water, making cleaning easy and helping to maintain the unit's natural luster.
- ✓ **Clean regularly** with a non-abrasive cleaning spray or cream-based cleansing agent. Never use abrasive cleansers, scrapers, metal brushes, or anything that could scratch or dull the surface.
- ✓ **Add luster to and remove fine scratches** from tub and shower surfaces by cleaning and polishing regularly with regular car wax. However, avoid waxing tub and shower bottoms as these could become slippery.
- ✓ **Remove plaster residue** with a plastic or wooden spatula wrapped in a moist cloth.
- ✓ **Repair nicked or damaged surfaces** immediately using MAAX repair kits for gelcoat surfaces.

EXPERIENCE

A GREENER **MAAX**®

The environment is important to all of us. We, at MAAX, believe in doing our part in reducing our ecological footprint.

This document is printed on FSC certified paper. FSC certification guarantees that all fibres used come from renewable sources and meet the highest international standards.

With your cooperation and understanding, through a simple gesture, it is quite impressive to see how we can all contribute improving our environment.



Join us at **maax.com**

www.maax.com is an essential and inspiring source of information.

In addition to finding all the products details included in this book, our website offers design tips, product configurators and other useful sections such as a press room, technical support and where to buy. Download technical drawings, installation guides, specification pages, photos and videos with one click. Our site, constantly evolving, is your personal assistant.

MAAX[®]

Enjoy the experience

For any questions or comments, please contact info@maax.com

Technical Services
(Doors and Storage Solutions)

Tel: 1-888-304-4388

Fax: 1-877-636-6250

Customer Service

Tel: 1-800-523-4093

Fax: 1-800-527-3368

Technical Services

Tel: 1-888-957-7816

Fax: 1-800-201-8308

www.maax.com